

THIS DRAWING IS UNPUBLISHED.

RELEASED FOR PUBLICATION

ALL RIGHTS RESERVED.

© COPYRIGHT - By -

LOC J

DIST -

REVISIONS

変更

DESCRIPTION

DATE

DWN

APVD

P

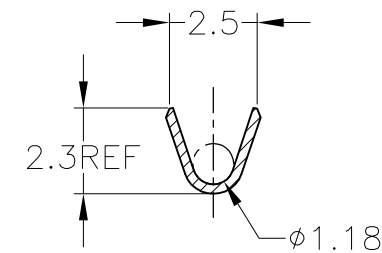
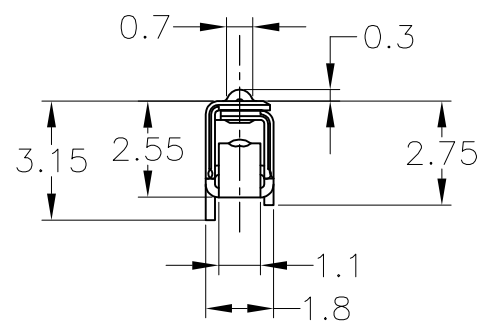
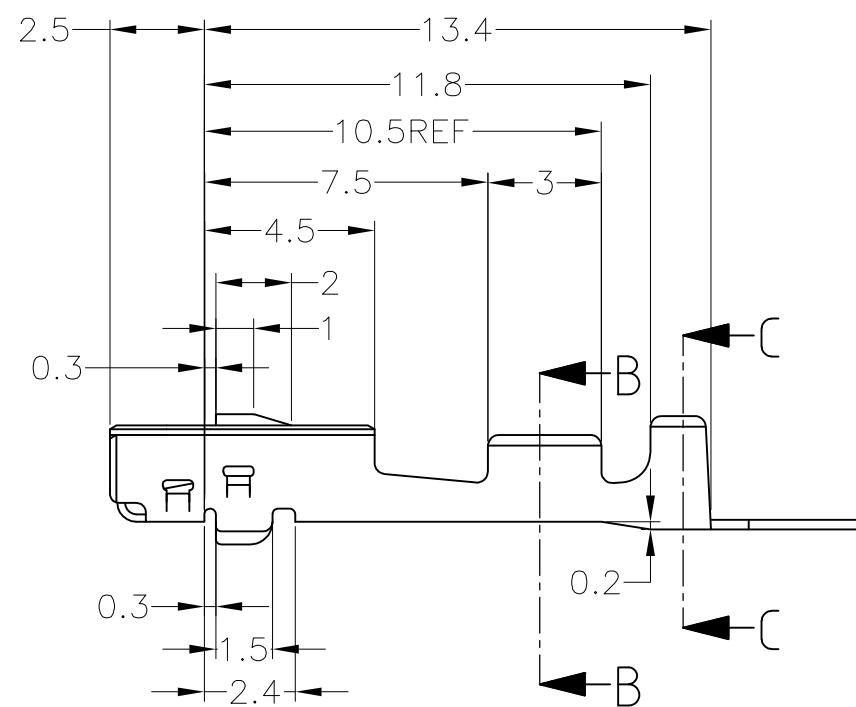
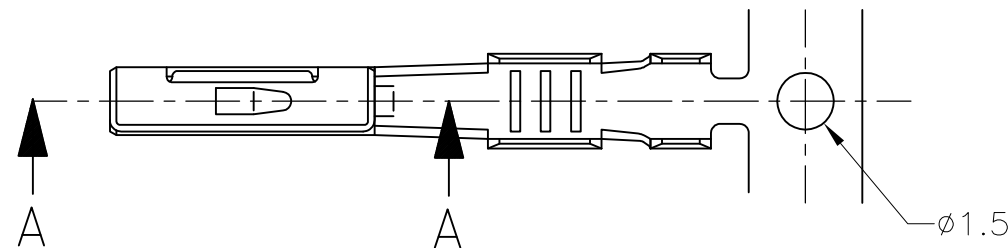
P

REVISED PER ECO-11-005140

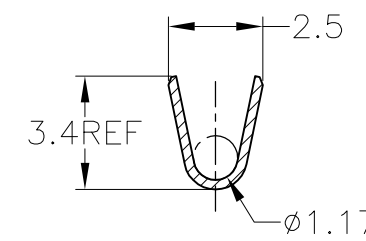
28MAR11

RK

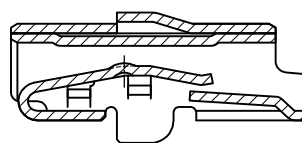
HMR



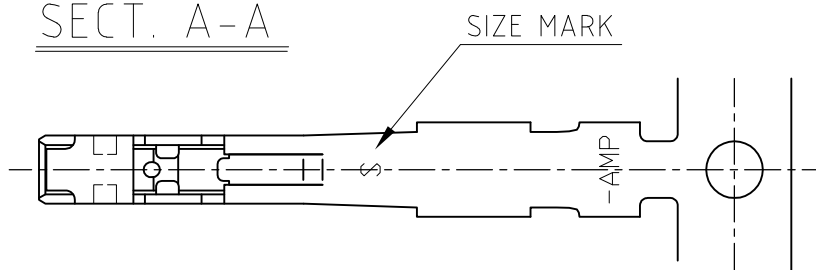
SECT. B-B



SECT. C-C



SECT. A-A



- 1. 適用電線 ; AVSS, CAVS, CAVUS 0.3~0.85mm²
AVS 0.3~0.5mm²
但し、使用するコネクタによって
適用電線が制限される場合がある
- 2. 取付適用規格番号 ; 114-5217

- 1. APPLICABLE WIRE RANGE;
AVSS, CAVS, CAVUS 0.3~0.85mm²
AVS 0.3~0.5mm²
BUT, AN APPLIED CONNECTOR OFTEN MAKE
THE APPLICABLE WIRE RANGE NARROW
- 2. APPLICATION SPEC NO; 114-5217

SEE DRAWING 316836-2	316836-2
PRE-TIN	316836-1
FINISH	PART NUMBER

TOLERANCES UNLESS OTHERWISE SPECIFIED: 一般公差	
10 _≥	±0.2
30 _≥ > 10	±0.25
100 _≥ > 30	±0.3
ANGLE	±3°

THIS DRAWING IS A CONTROLLED DOCUMENT.	
DIMENSIONS: 単位: 耗 mm	TOLERANCES UNLESS OTHERWISE SPECIFIED: 一般公差
	0 PLC ± -
	1 PLC ± -
	2 PLC ± -
	3 PLC ± -
	4 PLC ± -
	ANGLES ± -
MATERIAL 材料 Cu ALLOY	FINISH 仕上 SEE TABLE

DWN M.SUGAWARA 17MAY06	NAME 名称 040 III UNSEALED CONTACT RECEPTACLE (S) Sn
CHK T.SHINOHARA 17MAY06	
APVD K.BETSUI 17MAY06	
PRODUCT SPEC 製品規格 -	
APPLICATION SPEC 取付適用規格 114-5217	SIZE A3
WEIGHT 0.27g	CAGE CODE 00779
CUSTOMER DRAWING	

TE Connectivity		DRAWING NO 番号 C-316836		RESTRICTED TO -
		SCALE 尺度 5:1	SHEET 1 OF 1	