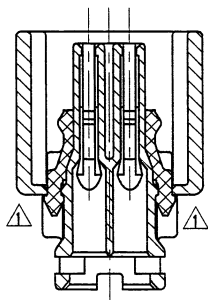
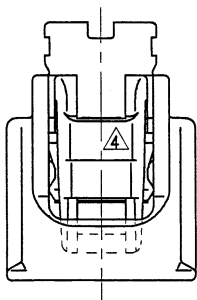


TABLE 1

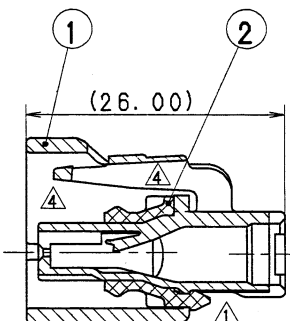
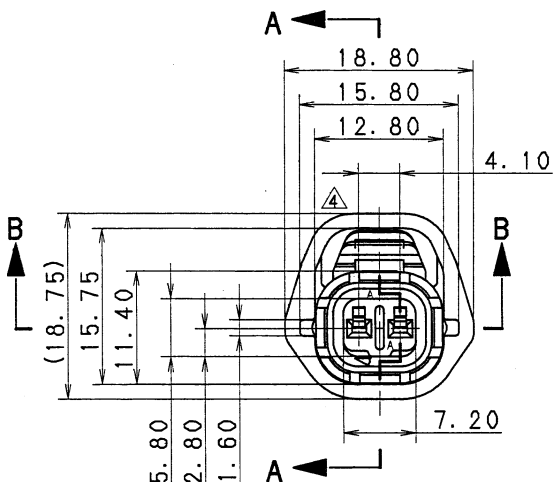
YAZAKI SUB ASS'Y NO.	NO.	YAZAKI PART NO.	MATERIAL	COLOR	QTY.
7283-8720 ETC.	①	SEE TABLE 2	PBT	SEE TABLE 2	1
	②	7137-2611-80	SILICONE RUBBER	RED-IRON	1

TABLE 2

YAZAKI SUB ASS'Y NO.	YAZAKI PART NO.	MATING PART NO.	COLOR
7283-8720, A	7183-8720, A	7182-8720	NATURAL
7283-8720-30, A	7183-8720-30, A	7182-8720-30	BLACK
7283-8720-40, A	7183-8720-40, A	7182-8720-40	LIGHT GRAY



SEC. B-B



SEC. A-A

NOTES

- △ 1) APPLICABLE TERMINAL NO. : 7116-1680-02, 7116-1680-08
- 2) APPLICABLE REAR HOLDER NO. : 7157-4601-80
- △ ~~3) MATING PART NO. : 7182-8720-30~~
- △ 4) APPLICABLE SEAL RUBBER NO. : 7157-3950-80, 7157-3951-60
- △ 5) APPLICABLE PLUGGING RUBBER STOPPER NO. : 7157-3952-80

注記

- △ 1) 適用ターミナル品番 : 7116-1680-02, 7116-1680-08
- 2) 適用リヤホルダ品番 : 7157-4601-80
- △ ~~3) 嵌合相手品番 : 7182-8720-30~~
- △ 4) 適用ゴム栓品番 : 7157-3950-80, 7157-3951-60
- △ 5) 適用プラグ栓品番 : 7157-3952-80

REV. NO.	DATE	REVISION RECORD	NO.	CHKD
△ 95.07.11		CHANGED NOTES	C95-M041	A. H
△ 95.02.23		CHANGED FORM. A	C95-L260	K. S
△ 94.06.10		ADDED PART NO.	C94-L863	I. I
△ 93.03.30		ADDED COLOR NO. ETC.	C93-6426	A. H
△ 92.03.02		CHANGED FORM	C92-L138	I. K
90.09.25		NEW	C90-L993	S. I

CUSTOMER		MATL. SPEC.	SEE TABLE 1 △	TREAT. & FIN.
CUSTOMER PART NO.		NAME SSD CONNECTOR HOUSING		
OFFICE		2P FEMALE SUB ASS'Y		
VENDOR		PART NO. 7283-8720-30 ETC. △		
VENDOR NO.		DWG NO. 7283-8720-30:R		

GENERAL TOLERANCE							DWG TYPE	DWG SOURCE	DWG DATE	UNIT	SCL	ANGLE	
A	±0.15	±0.2	±0.3	±0.5	±0.75	±30'	R	NEW	90.09.25	mm	△ 2/1	3	
B	±0.2	±0.3	±0.55	±0.95	±1.4	±30'	APPROVED	CHECKED	CHECKED	DESIGN	DRAWN		
③	±0.3	±0.5	±0.8	±1.4	±2	±30'	OHTAKA		K. SUZUKI		半田		
SPECIFIED	MASS						g	95.07.18	95.07.14	95.07.14	89.11.01	95.07.11	

ISSUE MARK	
NAME SSD CONNECTOR HOUSING	
2P FEMALE SUB ASS'Y	
PART NO. 7283-8720-30 ETC. △	
DWG NO. 7283-8720-30:R	
YAZAKI CORPORATION	