© COPYRIGHT. THIS DRAWING HAS COPYRIGHT AND MAY NOT BE COPIED IN WHOLE OR IN PART OR USED FOR ANY PURPOSE OTHER THAN FOR WHICH IT IS SUPPLIED WITHOUT EXPRESS WRITTEN CONSENT OF YAZAKI EUROPE LIMITED.

CODING OVERVIEW

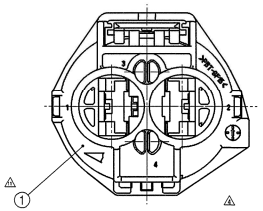

2P SEALED HYBRID CONNECTOR △1
P.N. 7283-8495-10, 7287-8590-10, 7289-7645-10 △4△5△6

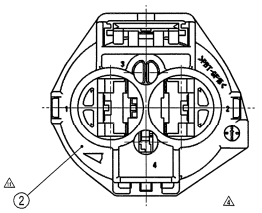

3P SEALED HYBRID CONNECTOR △1
P.N. 7283-8496-30, 7289-4812-30, 7289-7646-30 △4△5

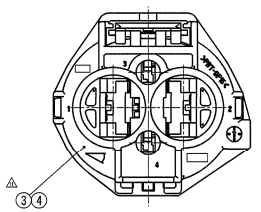

4P SEALED HYBRID CONNECTOR △1
P.N. 7283-8497-90, 7283-8598-30, 7287-7301-30 △4
7289-7647-90, 7289-7648-30 △4

△3 TABLE

NO.	PART NUMBER	REV. No.	PART NAME	MATERIAL	COLOR	QTY	MASS [g]	△4 SUBASSEMBLY PART No. △7283-8598-30 (NOTE 8)	7283-8497-90	7283-8496-30	7283-8495-10	△4△6 7287-7301-30	△4△6 7287-8590-10	△4△6 7289-4812-30	△4△6 7289-7646-30	△4△6 7289-7647-90	△4△6 7289-7645-10
8	7172-1370-50	-	CPA VR.2	PBT-GF15	RED	1								◎	◎	◎	◎
7	7172-0531-50	1	CPA	PBT-GF15	RED	1						◎	◎	◎			
6	7137-2692-50	1	PACKING F	SILICONE RUBBER	RED	1	◎	◎	◎	◎	◎	◎	◎	◎	◎	◎	◎
5	7158-6012	4	FRONT HOLDER F	PBT-GF15	NATURAL	1	◎	◎	◎	◎	◎	◎	◎	◎	◎	◎	◎
4	7183-8598-30 (NOTE 8)	7	4P HOUSING F	PBT-GF15	BLACK	1	◎					◎			◎		
3	7183-8497-90	7	4P HOUSING F	PBT-GF15	BLUE	1		◎								◎	
2	7183-8496-30	7	3P HOUSING F	PBT-GF15	BLACK	1				◎				◎			◎
1	7183-8495-10	7	2P HOUSING F	PBT-GF15	D. GREY	1					◎		◎				◎

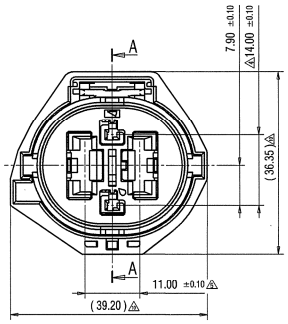

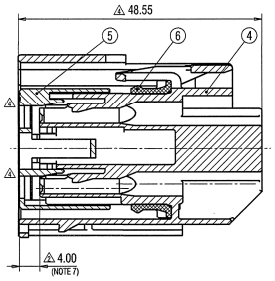

SECTION A-A

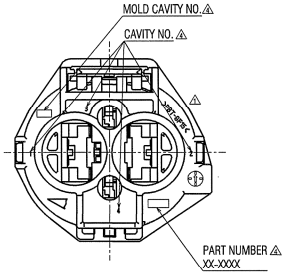

NOTES:
△1 1. MATERIAL: SEE TABLE;
△2 2. COLOR: SEE TABLE;
△3 3. APPLICABLE TERMINALS: 7116-4102-02
7116-4103-02
7116-4102-08
7116-4103-08
7116-3250
7116-3251;
△4 4. APPLICABLE WIRE SEALS: 7158-3030-50
7158-3031-90
7158-3034-50
7158-3035
7158-3036-70;
△5 5. APPLICABLE CLIP FIXTURES: 7147-8925-30
7147-8926-30
7147-8927-30
7147-8928-30;
△4△6 6. MATING PRODUCT: 7282-8497-90 ETC.;
OR INTERFACE ACCORDING DRAWING: 7283-8495-10:A;
7. THIS DIMENSION SHOWS THE PRESET POSITION OF FRONT HOLDER ON THE SUBASSEMBLY;
△4△6 8. FEMALE CONNECTOR FITS ON THE OPPOSITE SIDE (M CONNECTOR OR INTERFACE) OF THE SAME CODING INDEPENDENTLY ABOUT NUMBER OF MALE TERMINALS / PINS. CUSTOMER SHALL TAKE FULL RESPONSIBILITY OF CONSEQUENCE FOR MATING WITH WRONG COLOR CODING;
△1 9. FOR GENERAL GEOMETRICAL TOLERANCE SEE TABLE (ECCENT=ECCENTRICITY);
△1 10. PRODUCT STANDARD: YPES-11-04-087;
11. HANDLING MANUAL: YPES-15-607;
△1 12. THE MATERIALS USED IN THIS PRODUCT SHALL BE IN CONFORMITY WITH REQUIREMENTS OF EU ELV 2000/53/EC DIRECTIVE AND ASSOCIATED DOCUMENTS.
△1 13. THIS DIMENSION IS APPLICABLE ON SUBASSEMBLY WITH CPA VERSION 2.

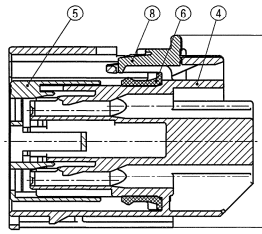

CPA (HIGHT PROFILE) VERSION 2:
△1 7289-7645-10, 7289-7646-30,
7289-7647-90, 7289-7648-30

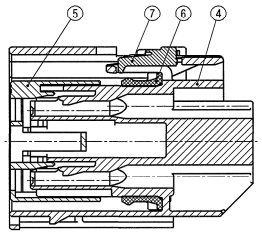

△4△6 CPA (LOW PROFILE) VERSION:
7287-7301-30, 7287-8590-10 △4△6
7289-4812-30 △4

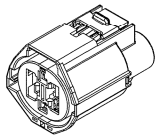

△1 ISOMETRIC VIEW
(SCALE 1:1)

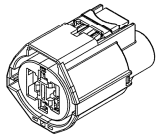

△1 ISOMETRIC VIEW
(SCALE 1:1)

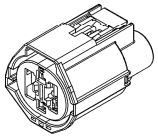

ISOMETRIC VIEW
(SCALE 1:1)

LET	DATE	REVISION RECORD	NO.	CHKD
△1	07.07.2016.	UPDATED TABLE	Y16-0445	B.F.
△1	08.04.2016.	ADDED NEW CPA VERSION, UPDATED TABLE & NOTES	Y16-0233	B.F.
△1	26.11.2014	CHANGED NOTES & ADDED NEW PART No.	Y14-0663	B.F.
△1	04.07.2011	CHANGED PART NO.	Y11-0508	J.J.
△1	14.06.2011	ADDED NEW PART NO.	Y11-0473	J.J.
△1	06.12.2010	CHANGED PART NO.	Y10-0528	J.J.
△1	01.06.2010	ADDED NEW PART NO.	Y10-0218	V.B.
△1	10.08.2007	CHANGED FORM & DIM	C07-D794	V.B.
△1	25.04.2005	CHANGED FORM & NOTES	C05-D620	V.B.
△1	25.03.2003	CHANGED NOTES AND TABLE	C03-D542	V.B.
△1	12.03.2003	CHANGED FRAME, NOTES & DIM	C03-D528	V.B.
△1	08.08.2002	CHANGED NOTES & NO.	C02-E158	F.O.
△1	28.03.2002	NEW	C02-E091	F.O.

PRINTED COPIES ARE UNCONTROLLED. THEY ARE POTENTIALLY OUT-OF-DATE AND INVALID. DATABASE IS MASTER.

GENERAL TOLERANCE	10MAX	50MAX	100MAX	250MAX	2500VR	ANGLE	ECCENT
A	±0.15	±0.2	±0.3	±0.5	±0.75	±30'	0.1
B	±0.2	±0.3	±0.55	±0.95	±1.4	±30'	0.1
C	±0.3	±0.5	±0.8	±1.4	±2	±30'	0.15
SPECIFIED						MASS △1 SEE TABLE	

CUSTOMER			
CUSTOMER PART NO.		CUSTOMER DWG NO.	
OFFICE YEL-K △1		TRIAL PART NO.	
VENDOR		X40183-E123 ETC. △1	
VENDOR NO.			
DWG TYPE	DWG SOURCE	DWG DATE	UNIT / SCL / ANGLE
M	NEW	28.03.2002	mm / 2/1 / 3
APPROVED	CHECKED	CHECKED	DESIGN / DRAWN
G.GREGURIC, 07.07.2016.	B.FRETZE 09.09.2016.	T.GREBENAR 09.09.2016.	V.MAHOVIC 22.08.2001 / E. PAJKOVIC 07.07.2016.

MATL. SPEC. SEE NOTES | TREAT. & FIN.

NAME 2P 1.5 + 2P 9.5 WP HYBRID CONN.
△1 (F) SUBASSEMBLY

PART NO. 7283-8497-90 ETC. △1
CH. CODE
DWG NO. 7283-8497-90:R △1
SET DWG NO.

YAZAKI

ISSUE MARK

A1