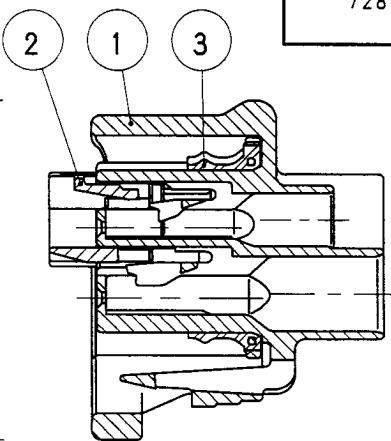
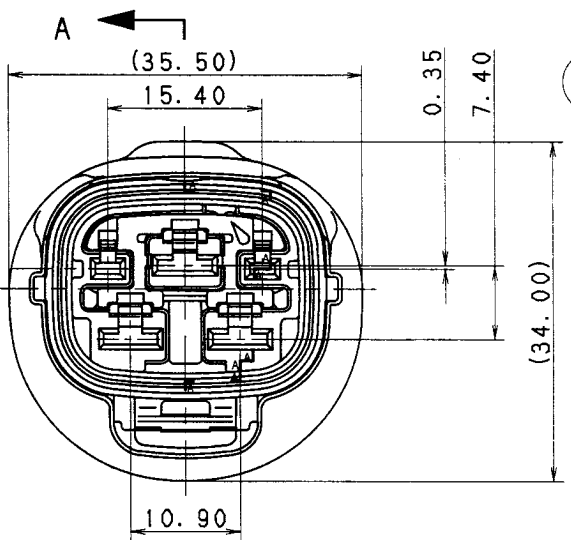


TABLE 1

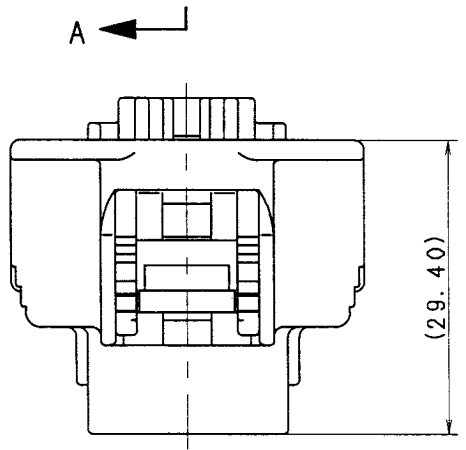
YAZAKI SUB ASSEMBLY PART NO.	NO.	YAZAKI PART NO.	MATERIAL	COLOR	△QTY.
7283-7350 ETC.	①	SEE TABLE 2	PBT	SEE TABLE 2	1
	②	7157-4516	PBT	NATURAL	1
	③	△7137-2259-60	△SILICONE RUBBER	△LIGHT GREEN	1

TABLE 2

YAZAKI SUB ASSEMBLY PART NO.	YAZAKI PART NO.	COLOR
7283-7350.△	7183-7350	NATURAL
7283-7350-10.△	7183-7350-10	DARK GRAY
7283-7350-30.△	7183-7350-30	BLACK
7283-7350-40.△	7183-7350-40	LIGHT GRAY
7283-7350-50.△	7183-7350-50	ORANGE
△7283-7350-51.△	7183-7350-51	SAE ORANGE
7283-7350-60.△	7183-7350-60	GREEN
7283-7350-80.△	7183-7350-80	BROWN
7283-7350-90.△	7183-7350-90	BLUE



SEC. A-A



注記

- 1. 適用ターミナル品番: 090II 7116-4025 ETC.
187 7116-4035 ETC.
- 2. 嵌合相手品番: 7282-7350 ETC.
- △ 3. 適用ゴム線品番: 090II 7158-3006-90 ETC.
187 7158-3014-90 ETC.

NOTES

- 1. APPLICABLE TERMINAL NO. :
090II 7116-4025 ETC.
187 7116-4035 ETC.
- 2. MATING PART NO. : 7282-7350 ETC.
- △ 3. APPLICABLE RUBBER STOPPER NO. :
090II 7158-3006-90 ETC.
187 7158-3014-90 ETC.

ISSUE MARK

△ 98.01.13	CHANGED MATERIAL, PART NO. & ADDED PART NO. NOTES.△	C97-N791	A. A	CUSTOMER	CUSTOMER PART NO.	CUSTOMER DWG NO.	MATL. SPEC.	SEE TABLE 1	TREAT. & FIN.						
92.12.04	NEW	C92-M058	M. H	OFFICE		TRIAL PART NO.	NAME	187 3P+090II 2P SEALED CONNECTOR							
LET	DATE	REVISION RECORD NO.	CHKD	VENDOR			HOUSING FEMALE SUB ASSEMBLY								
GENERAL TOLERANCE				DWG TYPE	DWG SOURCE	DWG DATE	UNIT	SCL	ANGLE						
A	±0.15	±0.2	±0.3	±0.5	±0.75	±30'	0.1	R	NEW	92.12.04	mm	2/1	3	PART NO.	7283-7350 ETC.
B	±0.2	±0.3	±0.55	±0.95	±1.4	±30'	0.1	APPROVED	CHECKED	CHECKED	DESIGN	DRAWN	DWG NO.	△7283-7350:R	SET DWG NO.
©	±0.3	±0.5	±0.8	±1.4	±2	±30'	0.15	加藤	山梨	橋本	TAKEUCHI	KUROSAWA	YAZAKI CORPORATION		
SPECIFIED				MASS	98.1.16	98.1.15	98.01.13	91.03.25	98.01.13						