

1

2

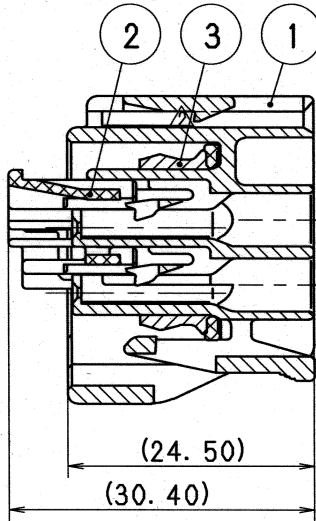
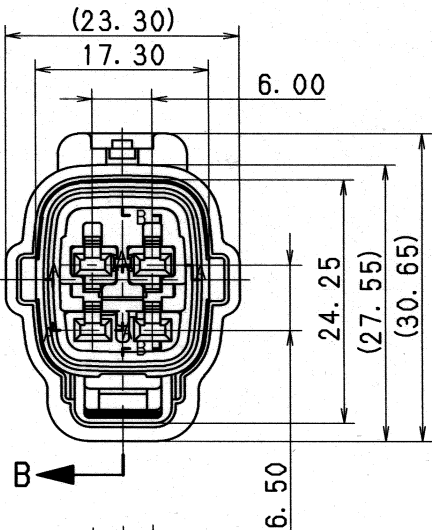
3

TABLE 1

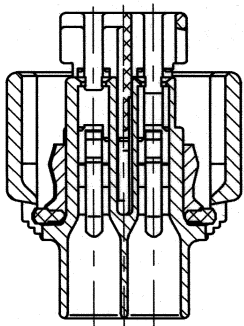
SUB ASSEMBLY PART NO. AND CH. CODE	NO.	PART NO. AND CH. CODE	MATERIAL	COLOR	QTY.
7283-7040-10 ETC.	①	SEE TABLE 2	△ HPA	SEE TABLE 2	1
	②	7157-4105	△ HPA	NATURAL	1
	③	7137-2213-80	SILICONE RUBBER	△ BROWN	1

△ TABLE 2

SUB ASSEMBLY PART NO. AND CH. CODE	PART NO. AND CH. CODE	COLOR
7283-7040, ㊦	7183-7040	NATURAL
7283-7040-10, ㊦	7183-7040-10	DARK GRAY
7283-7040-30, ㊦	7183-7040-30	BLACK
7283-7040-40, ㊦	7183-7040-40	LIGHT GRAY
7283-7040-50, ㊦	7183-7040-50	ORANGE



SEC. B-B



SEC. A-A

注記

1. 適用端子品番 : 7116-4025 ETC.

△ 2. 嵌合相手品番 : 7282-7040-10 ETC.

NOTES

1. APPLICABLE TERMINAL NO. : 7116-4025 ETC.

△ 2. MATING PART NO. : 7282-7040-10 ETC.

ISSUE MARK

△ 04. 12. 06	CHANGED MATERIAL FORM, ETC. ㊦	C04-PE91	K. W	CUSTOMER		MATL. SPEC.	SEE TABLE 1	TREAT. & FIN.
△ 00. 01. 06	CHANGED COLOR	C00-L051	T. H	CUSTOMER PART NO.		NAME △ 2. 3Ⅱ (090Ⅱ) 4P SEALED CONNECTOR		
93. 01. 26	NEW	C93-L090	C. M	CUSTOMER DWG NO.		HOUSING FEMALE SUB ASSEMBLY		
LET	DATE	REVISION RECORD NO.	CHKD	OFFICE		PART NO. CH. CODE 7283-7040-10 ETC.		
GENERAL TOLERANCE			VENDOR		TRIAL PART NO.		DWG NO. 7283-7040:R	
	10MAX	50MAX	100MAX	250MAX	250QVR	ANGLE	ECCENT	SET DWG NO.
A	±0.15	±0.2	±0.3	±0.5	±0.75	±30'	0.1	
B	±0.2	±0.3	±0.55	±0.95	±1.4	±30'	0.1	
③	±0.3	±0.5	±0.8	±1.4	±2	±30'	0.15	
SPECIFIED			MASS		APPROVED		DRAWN	
			g		H. ISHIDA		K. WATANABE	
			04.12.07		Y. SAWADA		渡辺	
					M. TSUJI		88.10.20 '04.12.6	
					CHECKED		YAZAKI CORPORATION	
					04.12.07			

1

2

3