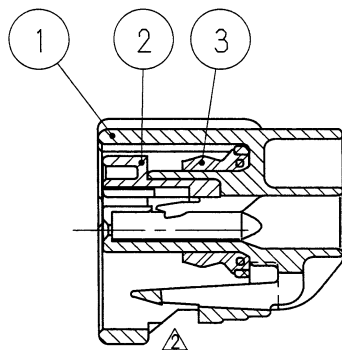
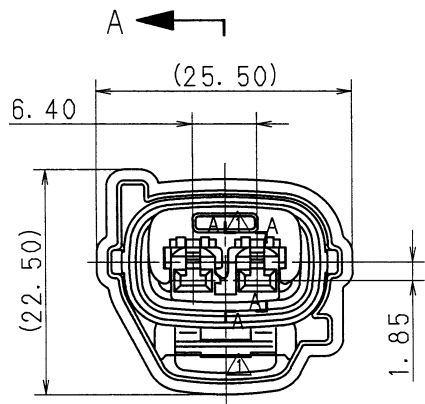


TABLE 1	YAZAKI SUB ASSEMBLY PART NO.	NO.	YAZAKI PART NO.	MATERIAL	COLOR	QTY.
		①	SEE TABLE 2	PBT	SEE TABLE 2	1
	7283-7021-10 ETC.	②	7157-4103	PBT	NATURAL	1
		③	△7137-2212-60	△ SILICONE RUBBER	△ LIGHT GREEN	1



SEC. A-A

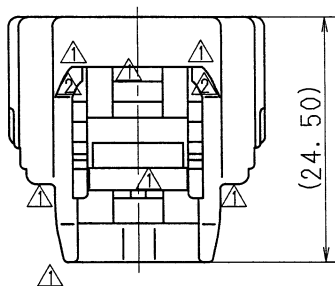


TABLE 2	YAZAKI SUB ASSEMBLY PART NO.	YAZAKI PART NO.	COLOR
△	7283-7021. □	7183-7021	NATURAL
	7283-7021-10. □	7183-7021-10	DARK GRAY
△	7283-7021-30. □	7183-7021-30	BLACK
△	7283-7021-40. □	7183-7021-40	LIGHT GRAY
△	7283-7021-50. □	7183-7021-50	ORANGE
△	7283-7021-60. □	7183-7021-60	GREEN
△	7283-7021-80. □	7183-7021-80	BROWN
△	7283-7021-90. □	7183-7021-90	BLUE

NOTES

- 1. APPLICABLE TERMINAL NO. : 7116-4025 ETC.
- △ 2. APPLICABLE RUBBER STOPPER NO. : 7158-3006-90 ETC.
- △ 3. MATING PART NO. : 7282-7021-10 ETC.

注記

- 1. 適用端子品番 : 7116-4025 ETC.
- △ 2. 適用ゴム栓品番 : 7158-3006-90 ETC.
- △ 3. 嵌合相手品番 : 7282-7021-10 ETC.

ISSUE MARK

△	97. 12. 19	CHANGED FORM CHANGED MATERIAL & ADDED PART NO., □	C97-N799	M. T	CUSTOMER		MATL. SPEC.		SEE TABLE 1		TREAT. & FIN.				
△	89. 08. 19	RENEW & CHANGED FORM	C89-L864	M. T	CUSTOMER PART NO.		CUSTOMER DWG NO.		NAME 090II 2P SEALED CONNECTOR						
	89. 02. 22	NEW	C89-L378	T. M	OFFICE		TRIAL PART NO.		HOUSING FEMALE SUB ASSEMBLY						
LET	DATE	REVISION RECORD	NO.	CHKD	VENDOR		VENDOR NO.		PART NO. △7283-7021-10 ETC.						
GENERAL TOLERANCE					DWG TYPE	DWG SOURCE	DWG DATE	UNIT	SCL	ANGLE	CH. CODE △7283-7021-10 ETC.				
	10MAX	50MAX	100MAX	250MAX	2500VR	ANGLE	ECCENT				DWG NO. 7283-7021-10:R				
A	±0.15	±0.2	±0.3	±0.5	±0.75	±30'	0.1	R	NEW	88.07.27	mm	2/1	3	SET DWG NO.	
B	±0.2	±0.3	±0.55	±0.95	±1.4	±30'	0.1	APPROVED	CHECKED	CHECKED	DESIGN	DRAWN	YAZAKI CORPORATION		
◎	±0.3	±0.5	±0.8	±1.4	±2	±30'	0.15	加藤 山梨 福 鈴木 (正)		M. TSUJI	YAMAUCHI	97.12.19			
SPECIFIED				MASS	g	98.1.9		98.01.08		98.12.25		88.07.27		97.12.19	