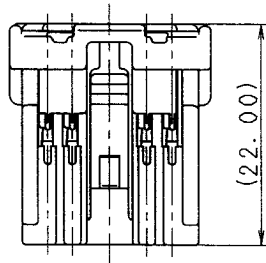


SUB ASSEMBLY PART NO. AND CH. CODE	NO.	PART NO. AND CH. CODE	MATERIAL	COLOR	QTY.
7283-6360	①	7183-6360	PBT	NATURAL	1
	②	7158-5157	PBT	NATURAL	1
	③	7158-5158	PBT	NATURAL	1

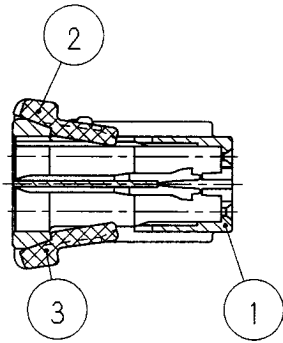


注記

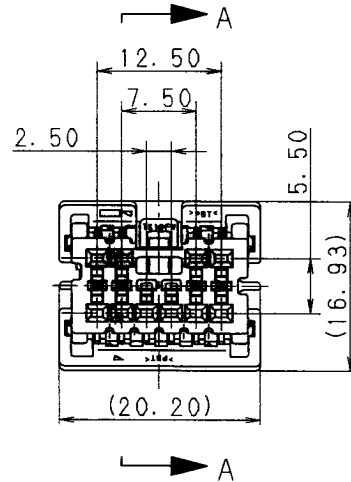
1. 適用端子番: 7116-4233-02
2. 嵌合相手番: 7282-6360

NOTES

1. APPLICABLE TERMINAL NO. : 7116-4233-02
2. MATING PART NO. : 7282-6360



SEC. A-A



ISSUE MARK

CUSTOMER										MATL. SPEC.			TREAT. & FIN.			
CUSTOMER PART NO.					CUSTOMER DWG NO.					SEE TABLE						
99.08.25 NEW C99-M318 M.K					OFFICE TRIAL PART NO.					NAME TK TYPE CONNECTOR 10P						
LET DATE REVISION RECORD NO. CHKD					VENDOR					SUB ASSEMBLY FEMALE (TK10FW)						
GENERAL TOLERANCE										VENDOR NO.						
	10MAX	50MAX	100MAX	250MAX	2500VR	ANGLE	ECCENT	DWG TYPE	DWG SOURCE	DWG DATE	UNIT	SCL	ANGLE	PART NO.		
A	±0.15	±0.2	±0.3	±0.5	±0.75	±30'	0.1	R	NEW	99.08.25	mm	2/1	3	CH. CODE	7283-6360	
B	±0.2	±0.3	±0.55	±0.95	±1.4	±30'	0.1	APPROVED	CHECKED	CHECKED	DESIGN	DRAWN		DWG NO.	7283-6360:R	
©	±0.3	±0.5	±0.8	±1.4	±2	±30'	0.15				KASHIYAMA	NAKAO		SET DWG NO.		
SPECIFIED										MASS		YAZAKI CORPORATION				
										g		99.09.03 99.09.02 99.08.26 99.07.21 99.08.25				

1

2

3