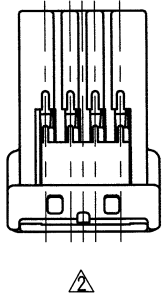
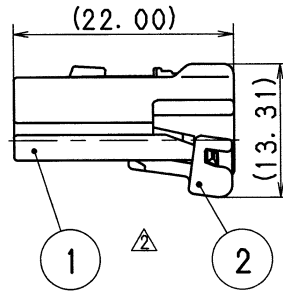
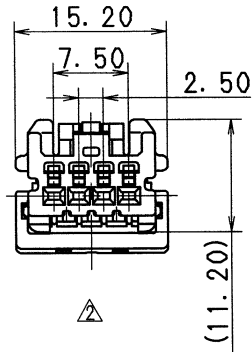


1

2

3

SUB ASSEMBLY PART NO. AND CH. CODE	NO.	PART NO. AND CH. CODE	MATERIAL	COLOR	QTY.
7283-5976.□	①	7183-5976	PBT	NATURAL	1
	②	7158-5138	PBT	NATURAL	1
7283-5976-30	①	7183-5976-30	PBT	BLACK	1
	②	7158-5138-30	PBT	BLACK	1

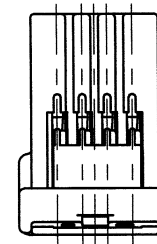
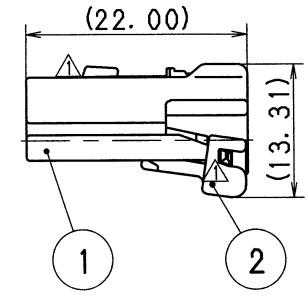
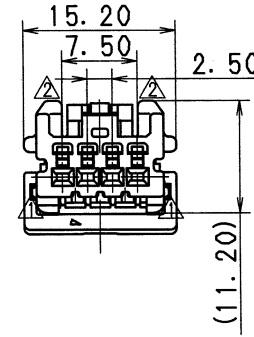


## NOTES

1. APPLICABLE TERMINAL NO. : 7116-4233-02 ETC.  
2. MATING PART NO. : 7282-5976

## 注記

1. 通用端子品番 : 7116-4233-02 ETC.  
2. 嵌合相手品番 : 7282-5976



ISSUE MARK

△	03. 12. 24	ADDED PART NO.	C03-X803	M. A												
△	99. 04. 08	CAHNGED FORM AND ADDED DRAWING. □	C99-L475	M. K	CUSTOMER		CUSTOMER PART NO.		CUSTOMER DWG NO.		MATL. SPEC.		SEE TABLE		TREAT. & FIN.	
△	98. 10. 08	CHANGED FORM. □	C98-M758	M. K							NAME		TK TYPE CONNECTOR 4P			
	97. 12. 26	NEW	C97-N777	M. K	OFFICE		TRIAL PART NO.				SUB ASSEMBLY FEMALE					
LET	DATE	REVISION RECORD	NO.	CHKD	VENDOR		VENDOR NO.									
GENERAL TOLERANCE																
	10MAX	50MAX	100MAX	250MAX	2500VR	ANGLE	ECCENT	DWG TYPE	DWG SOURCE	DWG DATE	UNIT	SCL	ANGLE	PART NO. △7283-5976 ETC.		
A	±0.15	±0.2	±0.3	±0.5	±0.75	±30'	0.1	R	NEW	97. 12. 26	mm	2/1	3	DWG NO. 7283-5976:R		
B	±0.2	±0.3	±0.55	±0.95	±1.4	±30'	0.1	APPROVED	CHECKED	CHECKED	DESIGN	DRAWN		SET DWG NO.		
◎	±0.3	±0.5	±0.8	±1.4	±2	±30'	0.15			KASHIYAMA		J. ISHIKAWA				
SPECIFIED				MASS		g		杉山 修		—		榛地		03. 12. 27		
										03. 12. 26		97. 11. 27		03. 12. 24		

1

2

3