

1

2

3

注記

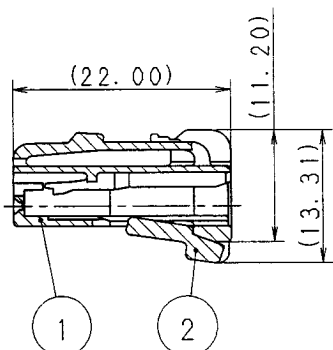
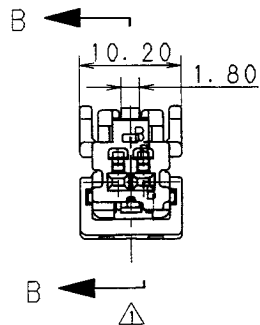
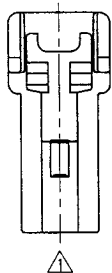
1. 通用端子品番 : 7116-4233-02 ETC.

2. 嵌合相手品番 : 7282-5972

NOTES

1. APPLICABLE TERMINAL PART NO. : 7116-4233-02 ETC.

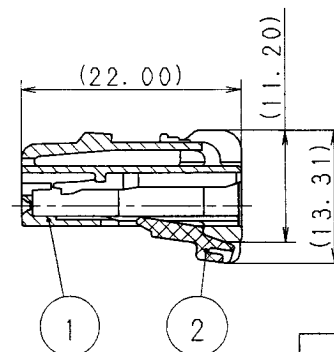
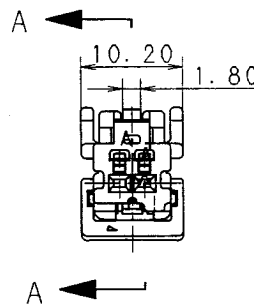
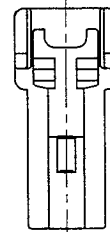
2. MATING PART NO. : 7282-5972



△ SEC. B-B

SUB ASSEMBLY (NOTE 3)

SUB ASSEMBLY PART NO. AND CH. CODE	NO.	PART NO. AND CH. CODE	MATERIAL	COLOR	QTY.
7283-5972. [A]	①	7183-5972	PBT	NATURAL	1
	②	7158-5132	PBT	NATURAL	1



SEC. A-A

ISSUE MARK

CUSTOMER										MATL. SPEC.			TREAT. & FIN.						
CUSTOMER PART NO.					CUSTOMER DWG NO.					SEE TABLE									
△	99.04.08	ADDED DRAWING. [A]	C99-L387	M. K						NAME TK TYPE CONNECTOR 2P									
	98.09.04	NEW	C98-M569	K. T	OFFICE					TRIAL PART NO.									
LET	DATE	REVISION RECORD	NO.	CHKD	VENDOR					SUB ASSEMBLY FEMALE (TK02FW)									
GENERAL TOLERANCE										VENDOR NO.									
	10MAX	50MAX	100MAX	250MAX	2500VR	ANGLE	ECCENT	DWG TYPE	DWG SOURCE	DWG DATE	UNIT	SCL	ANGLE	PART NO. 7283-5972. [A]					
A	±0.15	±0.2	±0.3	±0.5	±0.75	±30'	0.1	R	NEW	98.09.04	mm	2/1	3	CH. CODE					
B	±0.2	±0.3	±0.55	±0.95	±1.4	±30'	0.1	APPROVED	CHECKED	CHECKED	DESIGN	DRAWN	DWG NO. 7283-5972:R		SET DWG NO.				
©	±0.3	±0.5	±0.8	±1.4	±2	±30'	0.15	[Signature]		KASHIYAMA		NAKAO							
SPECIFIED							MASS	99.04.20		99.04.16		99.04.12		98.06.29		99.04.08			
										YAZAKI CORPORATION									

1

2

3