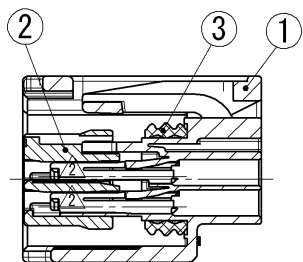
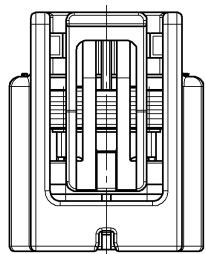


GENERAL TOLERANCE											
	10 MAX	50 MAX	100 MAX	250 MAX	250 OVR	R5 MAX	R10 MAX	R20 MAX	R20 OVR	ANGLE	ECCENT
A	±0.15	±0.2	±0.3	±0.5	±0.75					±3°	0.1
B	±0.2	±0.3	±0.55	±0.95	±1.4	±0.2	±0.3	±0.5	±2.5	±3°	0.1
C	±0.3	±0.5	±0.8	±1.4	±2					±3°	0.15



SEC. A-A

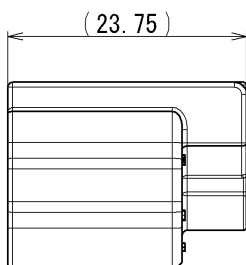
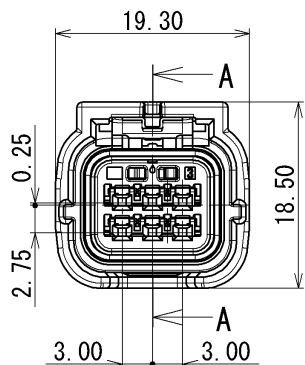


TABLE 1		3			
SUB ASSEMBLY PART NO. AND CH. CODE	NO.	PART NO. AND CH. CODE	MATERIAL	COLOR	QTY.
△ 7283-2764-30 ETC.	①	△ SEE TABLE 2	PBT	△ SEE TABLE 2	1
	②	7158-6624	PBT-G	NATURAL	1
	③	7137-2779-80	SILICONE RUBBER	BROWN	1

TABLE 2		PART NO. AND CH. CODE		COLOR
△	7283-2764	7183-2764	NATURAL	
	7283-2764-30	7183-2764-30	BLACK	
△	7283-2764-40	7183-2764-40	LIGHT GRAY	

- 注記
- △ 1. かん合相手品番 : 7282-2764-30 ETC.
 - 2. 適用端子品番 : 7116-4415-02
: 7116-4416-02
: 7116-4417-02
 - 3. 適用ゴム栓品番 : 7158-3165-90
: 7158-3166-60
: 7158-3167-80
: 7158-3168-80
 - 4. 適用防水栓品番 : 7158-3169-40

- NOTES
- △ 1. MATING PART NO. : 7282-2764-30 ETC.
 - 2. APPLICABLE TERMINAL NO. : 7116-4415-02
: 7116-4416-02
: 7116-4417-02
 - 3. APPLICABLE SEAL RUBBER NO. : 7158-3165-90
: 7158-3166-60
: 7158-3167-80
: 7158-3168-80
 - 4. APPLICABLE UNUSED CAVITY PLUG : 7158-3169-40

△	12/08/31	ADDED PART NO., ETC.	C12-Z787	E. I	CUSTOMER		MATL. SPEC.		TREAT. & FIN.						
△	05/03/14	ADDED PART NO., ETC.	C05-Z399	K. N	CUSTOMER PART NO.		SEE TABLE								
	04/07/08	NEW	C04-Z729	K. N	CUSTOMER DWG NO.		NAME		△ HS 025 6P SEALED HOUSING						
LET	DATE	REVISION RECORD	NO.	CHKD	OFFICE		TRIAL PART NO.		SUB ASSEMBLY FEMALE						
GENERAL TOLERANCE					VENDOR NO.		VENDOR								
	10MAX	50MAX	100MAX	250MAX	250OVR	ANGLE	ECCENT	DWG TYPE	DWG SOURCE	DWG DATE	UNIT	SCL	ANGLE	PART NO. CH. CODE	
A	±0.15	±0.2	±0.3	±0.5	±0.75	±30°	0.1	R	NEW	04/07/08	mm	2:1	3	△ 7283-2764-30 ETC.	
B	±0.2	±0.3	±0.55	±0.95	±1.4	±30°	0.1	APPROVED	CHECKED	CHECKED	DESIGN	DRAWN	DWG NO.	7283-2764-30:R	SET DWG NO.
C	±0.3	±0.5	±0.8	±1.4	±2	±30°	0.15	H. KANDA	K. SAWAIRI		K. NIIHO	E. ITALIA		YAZAKI CORPORATION	
SPECIFIED					MASS	g		12/08/31	12/08/31		04/06/17	12/08/31			