

SEC. A-A

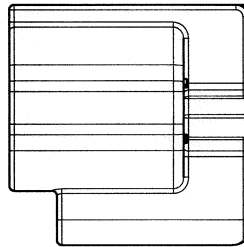
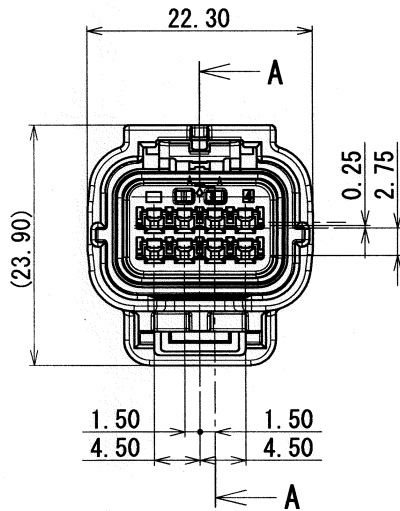


TABLE 1		3			
SUB ASSEMBLY PART NO. AND CH. CODE	NO.	YAZAKI PART NO. AND CH. CODE	MATERIAL	COLOR	QTY.
△ 7283-2148-30 ETC.	①	SEE TABLE 2	PBT	SEE TABLE 2	1
	②	7158-6349	PBT-G	NATURAL	1
	③	7137-2843-80	SILICONE RUBBER	BROWN	1


TABLE 2		3			
SUB ASSEMBLY PART NO. AND CH. CODE	YAZAKI PART NO. AND CH. CODE	COLOR			
△ 7283-2148-10	7183-2148-10	DARK GRAY			
7283-2148-30	7183-2148-30	BLACK			

NOTES

- △ 1. MATING PART NO. : 7282-2148-30 ETC.
- 2. APPLICABLE TERMINAL NO. : 7116-4415-02, 7116-4416-02, 7116-4417-02.
- 3. APPLICABLE SEAL RUBBER NO. : 7158-3165-90, 7158-3166-60, 7158-3167-80, 7158-3168-80
- 4. APPLICABLE UNUSED CAVITY PLUG: 7158-3169-40

注記

- △ 1. 嵌合相手品番 : 7282-2148-30 ETC.
- 2. 適用端子品番 : 7116-4415-02, 7116-4416-02, 7116-4417-02
- 3. 適用ゴム栓品番 : 7158-3165-90, 7158-3166-60, 7158-3167-80
7158-3168-80
- 4. 適用防水栓品番 : 7158-3169-40



										CUSTOMER				MATL. SPEC.		TREAT. & FIN.	
										CUSTOMER PART NO.				CUSTOMER DWG NO.			
①	05/09/29	ADDED COLOR PART NO., ETC.			C05-ZD46	K. N					NAME HS 025 8P SEALED CONNECTOR						
	04/02/27	NEW			C04-X160	K. N	OFFICE				TRIAL PART NO.						
LET	DATE	REVISION RECORD			NO.	CHKD	VENDOR				SUB ASSEMBLY FEMALE						
GENERAL TOLERANCE										VENDOR NO.				PART NO. △ 7283-2148-30 ETC.			
	10MAX	50MAX	100MAX	250MAX	2500VR	ANGLE	ECCENT	DWG TYPE	DWG SOURCE	DWG DATE	UNIT	SCL	ANGLE	CH. CODE			
A	±0.15	±0.2	±0.3	±0.5	±0.75	±30'	0.1	R	NEW	04/02/27	mm	2:1	3	△ 7283-2148-30 ETC.			
B	±0.2	±0.3	±0.55	±0.95	±1.4	±30'	0.1	APPROVED	CHECKED	CHECKED	DESIGN	DRAWN		DWG NO. 7283-2148-30:R			
③	±0.3	±0.5	±0.8	±1.4	±2	±30'	0.15				K. NIHO	A. PACABIS		SET DWG NO.			
SPECIFIED						MASS					03/08/25	05/09/29		YAZAKI CORPORATION			