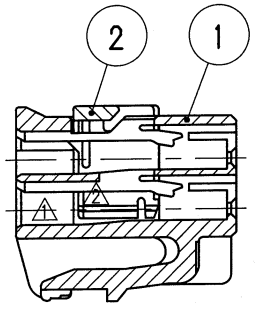


TABLE 1

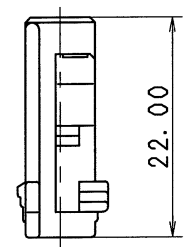
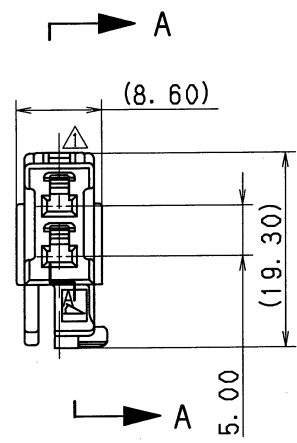
SUB ASSEMBLY PART NO. AND CH. CODE	NO.	PART NO. AND CH. CODE	MATERIAL	COLOR	QTY.
7283-1026 ETC.	①	SEE TABLE 2	HPA	SEE TABLE 2	1
	②	7158-4019 (7B58-4019)	HPA	NATURAL	1

TABLE 2

SUB ASSEMBLY PART NO. AND CH. CODE	PART NO. AND CH. CODE	COLOR
7283-1026 (7C83-1026)	7183-1026 (7B83-1026)	NATURAL
7283-1026-30	7183-1026-30	BLACK
7283-1026-40	7183-1026-40	LIGHT GRAY
7283-1026-50	7183-1026-50	ORANGE
7283-1026-60	7183-1026-60	GREEN
7283-1026-90	7183-1026-90	BLUE



SEC. A-A



注記

- 嵌合相手品番 : 7282-1026 ETC.
- 通用端子品番 : 7116-4020 ETC.
- () 内品番は、エアバッグ (A/B) 回路及び特別管理回路に使用する時に適用すること。

NOTES

- MATING PART NO. : 7282-1026 ETC.
- APPLICABLE TERMINAL NO. : 7116-4020 ETC.
- PART NUMBERS IN PARENTHESIS SHALL BE USED FOR AIR BAG (A/B) CIRCUITS AND OTHER CIRCUITS DESIGNATED FOR SPECIAL MONITORING.

△	01.09.20	ELIMINATED PART NO. & CHANGED PART NAME	C01-X909	M. N	CUSTOMER				MTRL. SPEC. SEE TABLE 1				TREAT. & FIN.		
△	97.10.07	CHANGED FORM	C97-N084	H. K	CUSTOMER PART NO.				CUSTOMER DWG NO.						
△	96.10.09	CHANGED FORM	C96-M778	H. K											
	96.06.11	NEW	C96-L468	H. K	OFFICE				TRIAL PART NO.				NAME 2.3II(090II) 2P CONNECTOR		
LET	DATE	REVISION RECORD	NO.	CHKD	VENDOR								△ HOUSING FEMALE SUB ASSEMBLY		
GENERAL TOLERANCE															
	10MAX	50MAX	100MAX	250MAX	250OVR	ANGLE	ECCENT	DWG TYPE	DWG SOURCE	DWG DATE	UNIT	SCL	ANGLE	PART NO. CH. CODE	
A	±0.15	±0.2	±0.3	±0.5	±0.75	±30'	0.1	R	NEW	96.06.11	mm	2/1	3	7283-1026 ETC. (7C83-1026)	
B	±0.2	±0.3	±0.55	±0.95	±1.4	±30'	0.1	APPROVED	CHECKED	CHECKED	DESIGN	DRAWN	DWG NO.	7283-1026:R	
©	±0.3	±0.5	±0.8	±1.4	±2	±30'	0.15	加藤 山梨 中村		T. MIWA	ISHIJIMA	SET DWG NO.			
SPECIFIED					MASS	g		01.09.27 01.09.26 01.09.25		96.02.16	01.09.20	YAZAKI CORPORATION			