
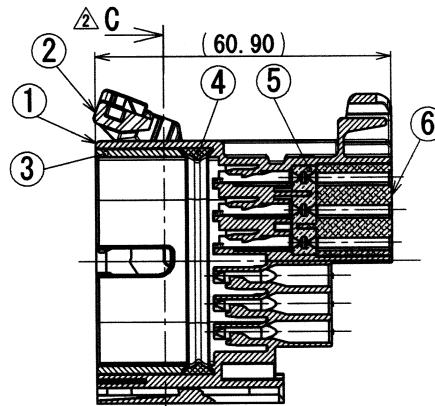
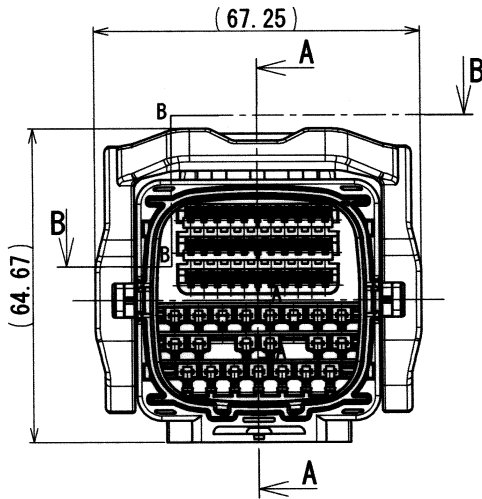


SEC. B-B



SEC. C-C



SEC. A-A

| SUB ASSEMBLY PART NO. AND CH. CODE | NO. | PART NO. AND CH. CODE | MATERIAL | COLOR | QTY. |
|------------------------------------|-----|-----------------------|-----------------|------------|------|
| 7282-8866-30, B | ① | 7182-8866-30 | PBT | BLACK | 1 |
| | ② | 7158-7588-40 | PBT | LIGHT GRAY | 1 |
| | ③ | 7158-5475-40 | PBT | LIGHT GRAY | 1 |
| | ④ | 7137-2841-80 | SILICONE RUBBER | RED IRON | 1 |
| | ⑤ | 7158-3196-80 | SILICONE RUBBER | RED IRON | 1 |
| | ⑥ | 7158-5476-40 | PBT | LIGHT GRAY | 1 |
| | ⑦ | 7158-7279 | SUS φ 0.55 | | 1 |

NOTES

- MATING PART NO. : 7283-8866-30
- APPLICABLE TERMINAL NO. : <RK>7114-1847-02 ETC. (AVSSH 0.3~0.5sq)
: <O90 II>7114-4025 ETC. (AVSSH 0.3~2.0sq)
- APPLICABLE SEAL RUBBER PART NO. : <O90 II>7158-3003-90 ETC.
- APPLICABLE RUBBER STOPPER PART NO. : <RK>7158-3197
: <O90 II>7158-3198-90
- APPLICABLE FRONT HOLDER PART NO. : 7158-5477

注記

- 嵌合相手品番 : 7283-8866-30
- 適用端子品番 : <RK>7114-1847-02 ETC. (AVSSH 0.3~0.5sq)
: <O90 II>7114-4025 ETC. (AVSSH 0.3~2.0sq)
- 適用ゴム栓品番 : <O90 II>7158-3003-90 ETC.
- 適用空栓品番 : <RK>7158-3197
: <O90 II>7158-3198-90
- 適用フロントホルダ品番 : 7158-5477

ISSUE MARK

| | | | | | | | | | | | | | |
|-------------------|-------|---------------------|--------|----------|--------|-------------------|--------|------------------|---------|-------------------|----------|--------------------------|----------------|
| 04/03/10 | | CHANGED FORM ETC. B | | C04-X213 | R. I | CUSTOMER | | MATERIAL SPEC. | | SEE TABLE | | TREAT. & FIN. | |
| 03/08/01 | | CHANGED FORM. A | | C03-X496 | T. H | CUSTOMER PART NO. | | CUSTOMER DWG NO. | | NAME | | 54P LIF SEALED CONNECTOR | |
| 02/11/28 | | NEW | | C02-X610 | T. H | OFFICE | | TRIAL PART NO. | | MALE SUB-ASSEMBLY | | | |
| LET | DATE | REVISION RECORD | | NO. | CHKD | VENDOR | | VENDOR NO. | | PART NO. CH. CODE | | 7282-8866-30, B | |
| GENERAL TOLERANCE | | | | | | DWG TYPE | | DWG SOURCE | | DWG DATE | | UNIT | |
| | 10MAX | 50MAX | 100MAX | 250MAX | 2500VR | ANGLE | ECCENT | | | | | 3 | |
| A | ±0.15 | ±0.2 | ±0.3 | ±0.5 | ±0.75 | ±30' | 0.1 | R | NEW | 02/11/28 | mm | 1:1 | |
| B | ±0.2 | ±0.3 | ±0.55 | ±0.95 | ±1.4 | ±30' | 0.1 | APPROVED | CHECKED | CHECKED | DESIGN | DRAWN | DWG NO. |
| C | ±0.3 | ±0.5 | ±0.8 | ±1.4 | ±2 | ±30' | 0.15 | | | | T. HAMAI | J. ISHIKAWA | 7282-8866-30:R |
| SPECIFIED | | | | | | MASS | | g | | 02/05/13 | | 04/03/10 | |
| | | | | | | 104.03.24 | | | | 04.03.23 | | 02/05/13 | |

YAZAKI CORPORATION