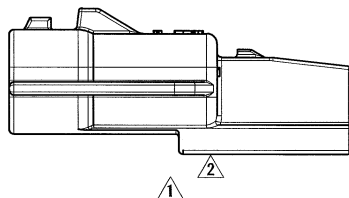
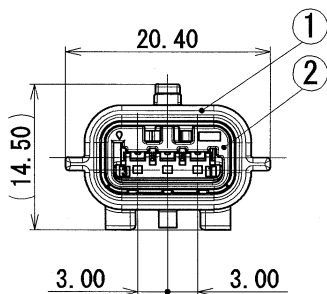
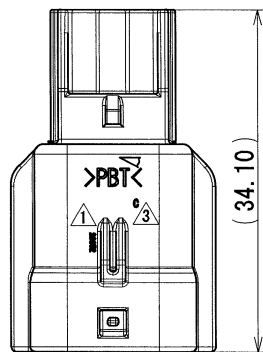


1

2

3

SUB ASSEMBLY PART NO. AND CH. CODE	NO.	PART NO. AND CH. CODE	MATERIAL	COLOR	QTY.
7282-8852-30, C, 3	①	7182-8852-30	PBT	BLACK	1
	②	3, 7158-5263	PBT	3, NATURAL	1



## NOTES

- MATING PART NO. : 7283-8852-30
- APPLICABLE TERMINAL NO. : 7114-4415-02 ETC.
- APPLICABLE SEAL RUBBER NO. : 7158-3165-90, 7158-3166-60, 7158-3167-80, 7158-3168-80
- APPLICABLE UNUSED CAVITY PLUG: 7158-3169-40

## 注記

- 嵌合相手品番 : 7283-8852-30
- 適用端子品番 : 7114-4415-02 ETC.
- 適用ゴム栓品番 : 7158-3165-90, 7158-3166-60, 7158-3167-80  
7158-3168-80
- 適用防水栓品番 : 7158-3169-40

ISSUE MARK

△	03/08/07	CHANGED CODE, C	C03-X324	T. Y	CUSTOMER	MATL. SPEC.	SEE TABLE	TREAT. & FIN.							
△	02/12/04	CHANGED FORM, B	C02-Y493	T. Y	CUSTOMER PART NO.	CUSTOMER DWG NO.									
△	02/02/06	ELIMINATE SECTION, ETC.	C02-X199	T. Y	OFFICE	TRIAL PART NO.	NAME RH TYPE CONNECTOR 3P								
	01/11/08	NEW	C01-Y135	T. Y	VENDOR		SUB ASSEMBLY MALE								
LET	DATE	REVISION RECORD	NO.	CHKD	VENDOR NO.										
GENERAL TOLERANCE					DWG TYPE	DWG SOURCE	DWG DATE	UNIT	SCL	ANGLE	PART NO. CH. CODE				
A	±0.15	±0.2	±0.3	±0.5	±0.75	±30°	O.1	R	NEW	01/11/08	mm	2/1	3	7282-8852-30, C, 3	
B	±0.2	±0.3	±0.55	±0.95	±1.4	±30°	O.1	APPROVED	CHECKED	CHECKED	DESIGN	DRAWN	DWG NO.	7282-8852-30:R	SET DRW NO.
C	±0.3	±0.5	±0.8	±1.4	±2	±30°	O.15				M. KASHIYAMA	M. SASSA			
SPECIFIED					MASS	g	03.08.19	03/08/19	01/05/08	03/08/07	YAZAKI CORPORATION				

1

2

3