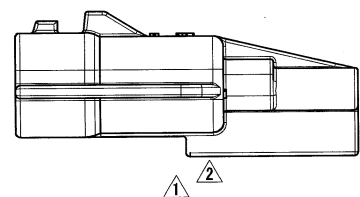
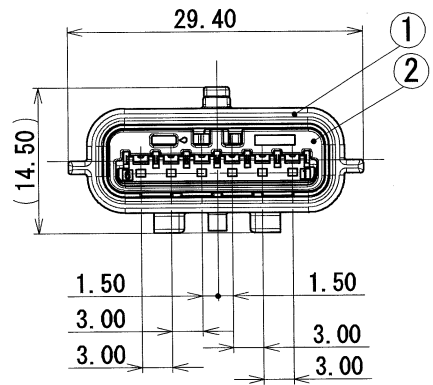
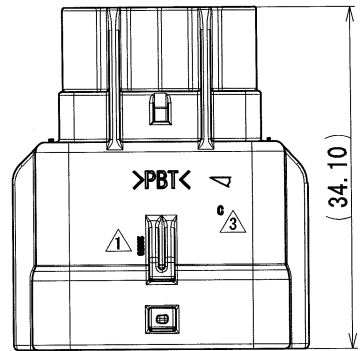


1

2

3

SUB ASSEMBLY PART NO. AND CH. CODE	NO.	PART NO. AND CH. CODE	MATERIAL	COLOR	QTY.
7282-8850-30, C, 3	①	7182-8850-30	PBT	BLACK	1
	②	3 7158-5596	PBT	3 NATURAL	1



NOTES

- MATING PART NO. : 7283-8850-30
- APPLICABLE TERMINAL NO. : 7114-4415-02 ETC.
- APPLICABLE SEAL RUBBER NO. : 7158-3165-90, 7158-3166-60, 7158-3167-80
7158-3168-80
- APPLICABLE UNUSED CAVITY PLUG: 7158-3169-40

注記

- 嵌合相手品番 : 7283-8850-30
- 適用端子品番 : 7114-4415-02 ETC.
- 適用ゴム栓品番 : 7158-3165-90, 7158-3166-60, 7158-3167-80
7158-3168-80
- 適用防水栓品番 : 7158-3169-40

ISSUE MARK

LET	DATE	REVISION RECORD	NO.	CHKD	VENDOR	VENDOR NO.	DWG TYPE	DWG SOURCE	DWG DATE	UNIT	SCL	ANGLE	PART NO. CH. CODE	DWG NO.	SET DRW NO.
3	03/08/07	CHANGED CODE, C	C03-X324	T. Y	CUSTOMER		R	NEW	01/11/20	mm	2/1	3	7282-8850-30, C, 3	7282-8850-30:R	
2	02/12/04	CHANGED FORM, B	C02-Y491	T. Y	CUSTOMER										
1	02/02/06	ELIMINATE SECTION, ETC.	C02-X199	T. Y											
	01/11/20	NEW	C01-Y135	T. Y	OFFICE										
GENERAL TOLERANCE													NAME		
A	±0.15	±0.2	±0.3	±0.5	±0.75	±30'	O. 1						RH TYPE CONNECTOR 6P		
B	±0.2	±0.3	±0.55	±0.95	±1.4	±30'	O. 1						SUB ASSEMBLY MALE		
C	±0.3	±0.5	±0.8	±1.4	±2	±30'	O. 15						PART NO. CH. CODE		
SPECIFIED													DWG NO.		
MASS g													7282-8850-30:R		
APPROVED													YAZAKI CORPORATION		
CHECKED													01/05/08		
CHECKED													03/08/07		
DESIGN													M. KASHIYAMA		
DRAWN													M. SASSA		
03.08.19													03/08/19		

1

2

3