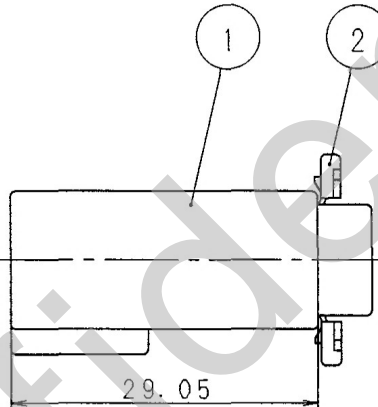
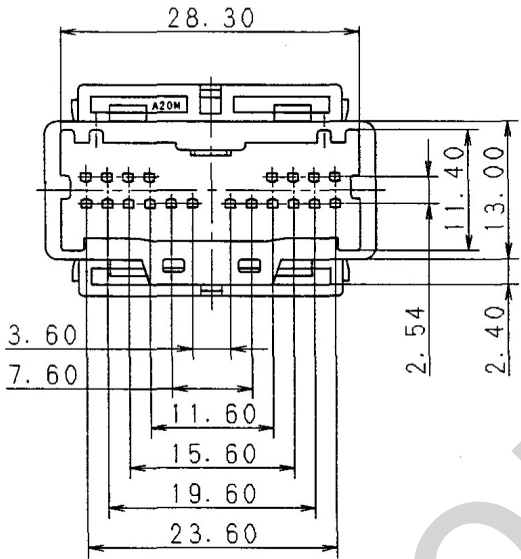
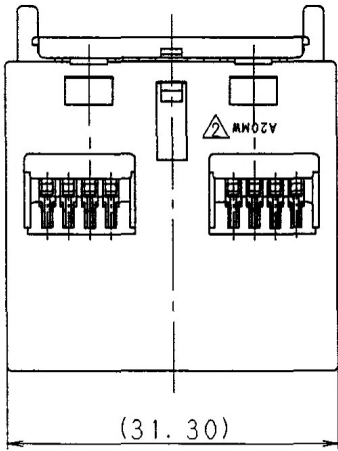


SUB ASS'Y PART NO.	NO.	PART NO.	MATERIAL	COLOR	QTY.
7282-8600 △(7C82-8600)	①	7182-8600 △(7B82-8600)	PBT	NATURAL	1
	②	7157-6778 △(7B57-6778)	PBT	△NATURAL	1



注記

- 1. 嵌合相手品番: 7283-8600
- △ 2. 適用端子品番: 7114-1670-02, 7114-1670-08, 7114-1800-02.
- △ 3. () 内品番は、エアバック回路及び特別管理回路に使用する時に適用すること。

NOTES

- △ 1. MATING PART NO. : 7283-8600
- 2. APPLICABLE TERMINAL NO. : 7114-1670-02, 7114-1670-08, 7114-1800-02.
- △ 3. () PART NO. IS USED FOR PARTS ASSOCIATED WITH A/B CIRCUITS OR OTHER SPECIFIED CIRCUIT.

ISSUE MARK

△ 98.02.04	ADDED A/B PART NO.	C98-L185	K. U	CUSTOMER	MATL. SPEC.	SEE TABLE	TREAT. & FIN.
△ 97.06.17	CHANGED STAMPED POSITION	C97-M240	H. K	CUSTOMER PART NO.	CUSTOMER DWG NO.		
△ 94.11.18	CH. REAR HOLDER COLOR	C94-M537	O. S			NAME	A TYPE CONNECTOR 20P (M)
- 93.05.27	NEW	C93-6647	H. Y	OFFICE	TRIAL PART NO.		SUB ASS'Y
LET	DATE	REVISION RECORD	NO.	CHKD	VENDOR		
GENERAL TOLERANCE				VENDOR NO.			
	10MAX	50MAX	100MAX	250MAX	2500VR	ANGLE	ECCENT
A	±0.15	±0.2	±0.3	±0.5	±0.75	±30'	0.1
B	±0.2	±0.3	±0.55	±0.95	±1.4	±30'	0.1
◎	±0.3	±0.5	±0.8	±1.4	±2	±30'	0.15
SPECIFIED				MASS			
				g	98.2.11	98.02.10	98.2.10
				神田 迂		SUGIYAMA IMAI 浦野	
				APPROVED		DESIGN	
				CHECKED		DRAWN	
				CHECKED		SCL	
				UNIT		ANGLE	
				DWG TYPE		DWG SOURCE	
				R		NEW	
				DWG DATE		93.05.27	
				UNIT		mm	
				SCL		2/1	
				ANGLE		3	
				PART NO. △7282-8600 (7C82-8600)			
				CH. CODE			
				DWG NO. 7282-8600:R			
				SET DWG NO.			
				YAZAKI CORPORATION			