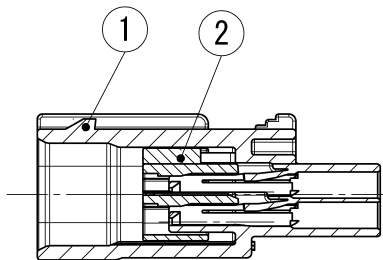
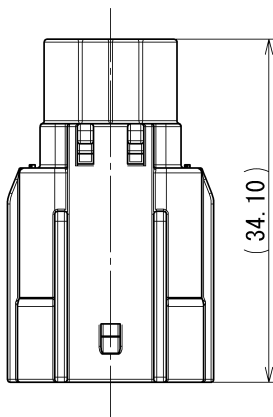


1

2

3



SEC. A-A

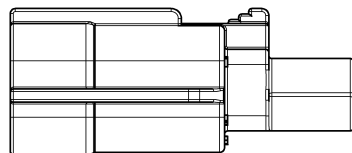
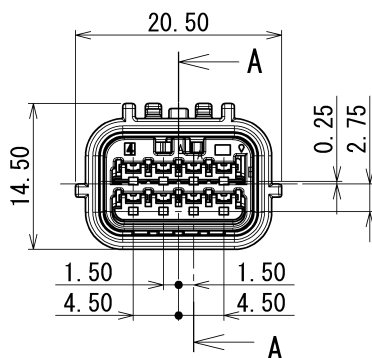


TABLE 1

SUB ASSEMBLY PART NO. AND CH. CODE	NO.	YAZAKI PART NO. AND CH. CODE	MATERIAL	COLOR	QTY.
△ 7282-2148-30 ETC.	①	SEE TABLE 2	PBT	SEE TABLE 2	1
	②	7158-6348	PBT-G	NATURAL	1

TABLE 2

SUB ASSEMBLY PART NO. AND CH. CODE	YAZAKI PART NO. AND CH. CODE	COLOR
△ 7282-2148-10	7182-2148-10	DARK GRAY
7282-2148-30	7182-2148-30	BLACK

## NOTES

- △ 1. MATING PART NO. : 7283-2148-30 ETC.
2. APPLICABLE TERMINAL NO. : 7114-4415-02, 7114-4416-02, 7114-4417-02.
3. APPLICABLE SEAL RUBBER NO. : 7158-3165-90, 7158-3166-60, 7158-3167-80, 7158-3168-80
4. APPLICABLE UNUSED CAVITY PLUG: 7158-3169-40

## 注記

- △ 1. かん合相手品番 : 7283-2148-30 ETC.
2. 適用端子品番 : 7114-4415-02, 7114-4416-02, 7114-4417-02
3. 適用ゴム栓品番 : 7158-3165-90, 7158-3166-60, 7158-3167-80  
7158-3168-80
4. 適用防水栓品番 : 7158-3169-40

ISSUE MARK

△	10/11/15	CHANGED PART NAME	C10-ZA97	J. C	CUSTOMER					MATL. SPEC.	SEE TABLE	TREAT. & FIN.			
△	05/09/29	ADDED COLOR PART NO., ETC.	C05-ZD46	K. N	CUSTOMER PART NO.	CUSTOMER DWG NO.				NAME △ HS 025 8P SEALED HOUSING					
	04/02/27	NEW	C04-X160	K. N	OFFICE	TRIAL PART NO.				SUB ASSEMBLY MALE					
LET	DATE	REVISION RECORD	NO.	CHKD	VENDOR	VENDOR NO.				PART NO. CH. CODE △ 7282-2148-30 ETC.					
GENERAL TOLERANCE					DWG TYPE	DWG SOURCE	DWG DATE	UNIT	SCL	ANGLE	DWG NO. 7282-2148-30:R			SET DWG NO.	
A	±0.15	±0.2	±0.3	±0.5	±0.75	±30'	O. 1	R	NEW	04/02/27	mm	2:1	3		
B	±0.2	±0.3	±0.55	±0.95	±1.4	±30'	O. 1	APPROVED	CHECKED	CHECKED	DESIGN	DRAWN			
Ⓒ	±0.3	±0.5	±0.8	±1.4	±2	±30'	O. 15	S. MIZUSE		R. CABANGAL	K. NI IHO	J. CANDU			
SPECIFIED					MASS	g	10/11/15			10/11/15	03/08/25	10/11/15	YAZAKI CORPORATION		

1

2

3