

GENERAL TOLERANCE											
	10 MAX	50 MAX	100 MAX	250 MAX	250 OVR	R5 MAX	R10 MAX	R20 MAX	R20 OVR	ANGLE	ECCENT
A	±0.15	±0.2	±0.3	±0.5	±0.75	±0.2	±0.3	±0.5	±2.5	±3°	0.1
B	±0.2	±0.3	±0.55	±0.95	±1.4					±3°	0.1
C	±0.3	±0.5	±0.8	±1.4	±2					±3°	0.15

2

TABLE 1

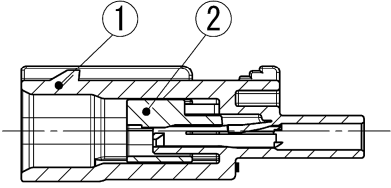
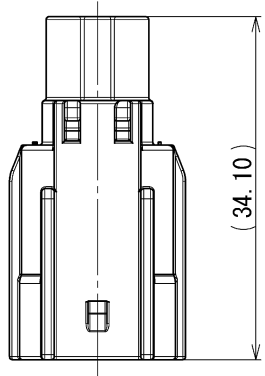
SUB ASSEMBLY PART NO. AND CH. CODE	NO.	PART NO. AND CH. CODE	MATERIAL	COLOR	QTY.
△ 7282-2147-30 ETC.	①	△ SEE TABLE 2	PBT	△ SEE TABLE 2	1
	②	7158-6346	PBT-G	NATURAL	1

3

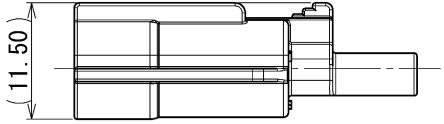
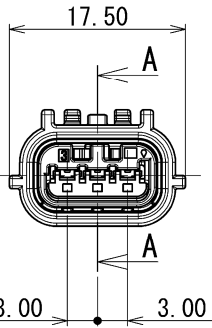
TABLE 2

SUB ASSEMBLY PART NO. AND CH. CODE	PART NO. AND CH. CODE	COLOR
△ 7282-2147	7182-2147	NATURAL
7282-2147-30	7182-2147-30	BLACK
△ 7282-2147-40	7182-2147-40	LIGHT GRAY

B



SEC. A-A



A

注記

- △ 1. かん合相手品番 : 7283-2147-30 ETC.
- 2. 適用端子品番 : 7114-4415-02 ETC.
- 3. 適用ゴム栓品番 : 7158-3165-90 ETC.
- 4. 適用防水栓品番 : 7158-3169-40

NOTES

- △ 1. MATING PART NO. : 7283-2147-30 ETC.
- 2. APPLICABLE TERMINAL NO. : 7114-4415-02 ETC.
- 3. APPLICABLE SEAL RUBBER NO. : 7158-3165-90 ETC.
- 4. APPLICABLE UNUSED CAVITY PLUG : 7158-3169-40

ISSUE MARK

△	10/11/15	CHANGED PART NAME	C10-ZA97	J. C	CUSTOMER	MATL. SPEC.	SEE TABLE 1	TREAT. & FIN.
△	05/08/31	ADDED PART NO.	C05-ZC11	K. N	CUSTOMER PART NO.	CUSTOMER DWG NO.		
△	05/02/28	ADDED PART NO., ETC.	C05-Z382	K. N				
	04/02/19	NEW	C04-X159	K. N	OFFICE	TRIAL PART NO.		
LET	DATE	REVISION RECORD	NO.	CHKD	VENDOR	NAME △ HS 025 3P SEALED HOUSING		
GENERAL TOLERANCE					VENDOR NO.	SUB ASSEMBLY MALE		
	10MAX	50MAX	100MAX	250MAX	250OVR	ANGLE	ECCENT	DWG TYPE
A	±0.15	±0.2	±0.3	±0.5	±0.75	±30°	0.1	R
B	±0.2	±0.3	±0.55	±0.95	±1.4	±30°	0.1	APPROVED
C	±0.3	±0.5	±0.8	±1.4	±2	±30°	0.15	CHECKED
SPECIFIED	MASS					g		DESIGN
								DRAWN
								DWG NO.
								7282-2147-30 ETC.
								7282-2147-30:R
								SET DWG NO.
								YAZAKI CORPORATION

1

2

3

