

1

2

3

TABLE 1

SUB ASSEMBLY PART NO. AND CH. CODE	NO.	PART NO. AND CH. CODE	MATERIAL	COLOR	QTY.
7223-6224-40 ETC.	①	SEE TABLE 2	PA66	SEE TABLE 2	1
	②	7137-2420-80	△ SILICONE RUBBER	BROWN	1

TABLE 2

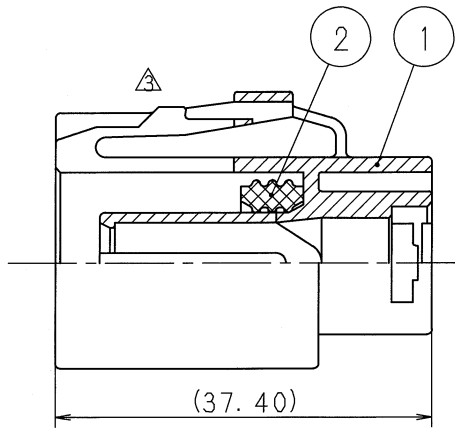
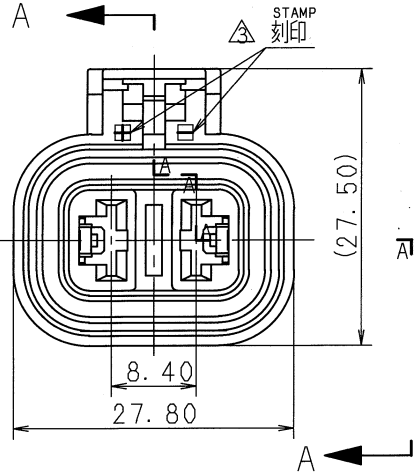
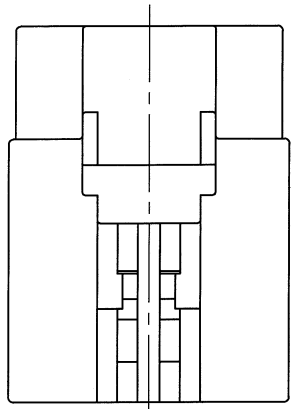
SUB ASSEMBLY PART NO. AND CH. CODE	PART NO. AND CH. CODE	COLOR
△ 7223-6224-40	7123-6224-40	DARK GRAY
△ 7223-6224-50	7123-6224-50	ORANGE

△ 注記

- △ 1. 適用端子品番 : 7116-2873 ETC.
- △ 2. 適用リヤホルダ品番 : 7157-6620,
7157-6621,
7157-6622
- △ 3. 嵌合相手品番 : 7122-6224-40,
7122-6224-50

△ NOTES

- △ 1. APPLICABLE TERMINAL PART NO. : 7116-2873 ETC.
- △ 2. APPLICABLE REAR HOLDER NO. : 7157-6620,
7157-6621,
7157-6622
- △ 3. MATING PART NO. : 7122-6224-40,
7122-6224-50



SEC. A-A

△	01.06.11	ELIMINATE REAR HOLDER COLOR NO. & ADD. NOTE	C01-X577	H. Y									
△	99.04.23	ADDED REAR HOLDER NO.	C99-L600	O. S									
△	97.03.20	CHANGED MATERIAL NOTATION OF PACKING	C97-L533	M. T									
△	91.02.25	ADDED COLOR PART NO.	C91-6370	幸松									
△	89.12.14	CANCEL ASS'Y PART NO.	C89-7622	矢部									
△	89.10.25	RENEW ETC.	C89-7349	矢部									
LET	DATE	REVISION RECORD	NO.	CHKD									
GENERAL TOLERANCE													
	10MAX	50MAX	100MAX	250MAX	2500VR	ANGLE	ECCENT	DWG TYPE	DWG SOURCE	DWG DATE	UNIT	SCL	ANGLE
A	±0.15	±0.2	±0.3	±0.5	±0.75	±30'	0.1	R	NEW	89.10.05	mm	2/1	3
B	±0.2	±0.3	±0.55	±0.95	±1.4	±30'	0.1	APPROVED	CHECKED	CHECKED	DESIGN	DRAWN	
◎	±0.3	±0.5	±0.8	±1.4	±2	±30'	0.15				ISHIZUKA	S. UEBO	
SPECIFIED							MASS	g					

CUSTOMER		MATL. SPEC.	△ SEE TABLE		TREAT. & FIN.
CUSTOMER PART NO.		CUSTOMER DWG NO.		NAME	
OFFICE		TRIAL PART NO.		X TYPE CONNECTOR	
VENDOR		VENDOR NO.		2PFW SUB ASSEMBLY ETC. △	
DWG TYPE		DWG SOURCE	DWG DATE	UNIT	SCL
R		NEW	89.10.05	mm	2/1
APPROVED		CHECKED	CHECKED	DESIGN	DRAWN
H		—	吉田	ISHIZUKA	S. UEBO
01.06.25		2006.25		83.01.28	01.06.11

PART NO. CH. CODE		7223-6224-40 ETC. △	
DWG NO.		7223-6224-40 : R	
SET DWG NO.			
YAZAKI CORPORATION			

1

2

3

