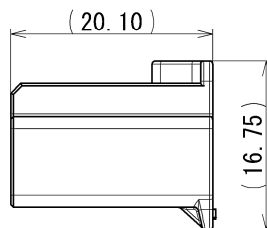
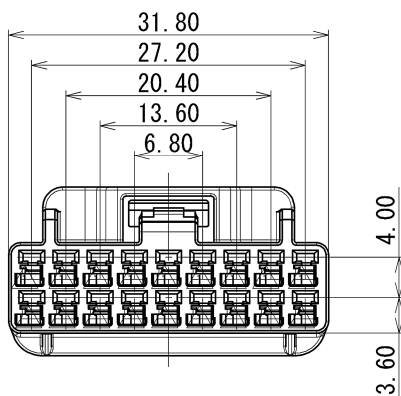
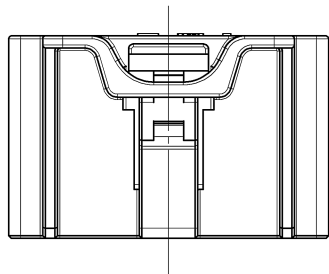


GENERAL TOLERANCE											
	10 MAX	50 MAX	100 MAX	250 MAX	250 OVR	R5 MAX	R10 MAX	R20 MAX	R20 OVR	ANGLE	ECCENT
A	±0.15	±0.2	±0.3	±0.5	±0.75	±0.2	±0.3	±0.5	±2.5	±3°	0.1
B	±0.2	±0.3	±0.55	±0.95	±1.4					±3°	0.1
C	±0.3	±0.5	±0.8	±1.4	±2					±3°	0.15

△	PART NO. AND CH. CODE	COLOR
△2	7187-8856-A	NATURAL
△2	7187-8856-60-A	GREEN
△3	7187-8856-80-A	BROWN
△4	7187-8856-30-A	BLACK
△5	7187-8856-90-A	BULE



注記

1. かん合相手品番 : 7186-8851
2. 適用端子品番 : 7116-7389-02 ETC.

NOTES

1. MATING PART NO. : 7186-8851
2. APPLICABLE TERMINAL PART NO. : 7116-7389-02 ETC.

△	DATE	REVISION RECORD	NO.	CHKD
△5	2016/09/07	ADDED COLOR PART NO.	C16-Y169	Y. H
△4	2015/04/07	ADDED COLOR PART NO.	C15-Z136	A. Q
△3	2014/11/26	ADDED COLOR PART NO.	C14-Z709	J. B
△2	2014/01/13	ADDED COLOR PART NO.	C14-Z018	Y. D
△1	2012/01/12	CHANGED FORM, A	C12-Z068	M. C
	2011/12/01	NEW	C11-Z970	G. M

CUSTOMER		MATL. SPEC.	TREAT. & FIN.	
CUSTOMER PART NO.		CUSTOMER DWG NO.		
OFFICE		TRIAL PART NO.		
VENDOR		VENDOR NO.		

MATL. SPEC.	△ PBT (COLOR:SEE TABLE)		TREAT. & FIN.
NAME	060 18P HLC HOUSING FEMALE		

GENERAL TOLERANCE							
	10MAX	50MAX	100MAX	250MAX	250OVR	ANGLE	ECCENT
A	±0.15	±0.2	±0.3	±0.5	±0.75	±30'	0.1
B	±0.2	±0.3	±0.55	±0.95	±1.4	±30'	0.1
C	±0.3	±0.5	±0.8	±1.4	±2	±30'	0.15

DWG TYPE	DWG SOURCE	DWG DATE	UNIT	SCL	ANGLE
R	NEW	2011/12/01	mm	2:1	3
APPROVED	CHECKED	CHECKED	DESIGN	DRAWN	
T. MATSUNAGA			K. MATSUMURA	Y. HANAI	
2016/09/07			2011/09/05	2016/09/07	

PART NO.	△ 7187-8856 ETC.	
CH. CODE	7187-8856:R	SET DWG NO.
YAZAKI CORPORATION		