

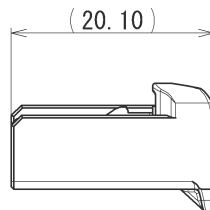
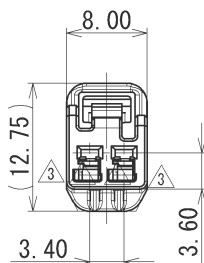
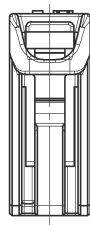
1

2

3

GENERAL TOLERANCE											
	10 MAX	50 MAX	100 MAX	250 MAX	250 OVR	R5 MAX	R10 MAX	R20 MAX	R20 OVR	ANGLE	ECCENT
A	±0.15	±0.2	±0.3	±0.5	±0.75					±3°	0.1
B	±0.2	±0.3	±0.55	±0.95	±1.4	±0.2	±0.3	±0.5	±2.5	±3°	0.1
C	±0.3	±0.5	±0.8	±1.4	±2					±3°	0.15

PART NO. AND CH. CODE	COLOR
7187-8845, A	NATURAL
△3 7187-8845-30, A	BLACK
△2 7187-8845-60, A	GREEN
△4 7187-8845-80, A	BROWN
7187-8845-90, A	BLUE



注記

1. かん合相手品番 : 7186-8845 ETC.
2. 適用端子品番 : 7116-7389-02 ETC.

NOTES

1. MATING PART NO. : 7186-8845 ETC.
2. APPLICABLE TERMINAL PART NO. : 7116-7389-02 ETC.

△4	2016/04/27	ADDED COLOR NO.	C16-P209	Y. H
△3	2015/03/13	CHANGED FORM, ETC.	C15-Z108	J. L
△2	2012/02/24	ADDED PART NO.	C12-Z264	J. N
△1	2012/01/10	CHANGED FORM, A	C12-Z064	M. C
	2011/11/23	NEW	C11-Z619	J. B
LET	DATE	REVISION RECORD	NO.	CHKD

CUSTOMER		MTRL. SPEC.		PBT (COLOR:SEE TABLE)		TREAT. & FIN.	
CUSTOMER PART NO.		CUSTOMER DWG NO.		NAME		060 2P HLC HOUSING FEMALE	
OFFICE		TRIAL PART NO.		VENDOR			
VENDOR		VENDOR NO.					

GENERAL TOLERANCE							
	10MAX	50MAX	100MAX	250MAX	250OVR	ANGLE	ECCENT
A	±0.15	±0.2	±0.3	±0.5	±0.75	±30'	0.1
B	±0.2	±0.3	±0.55	±0.95	±1.4	±30'	0.1
C	±0.3	±0.5	±0.8	±1.4	±2	±30'	0.15
SPECIFIED							MASS

DWG TYPE	DWG SOURCE	DWG DATE	UNIT	SCL	ANGLE	PART NO.	7187-8845 ETC.
R	NEW	2011/11/23	mm	2:1	3	CH. CODE	7187-8845:R
APPROVED	CHECKED	CHECKED	DESIGN	DRAWN		DWG NO.	7187-8845:R
T. MATSUNAGA	T. FUKAYA		K. MATSUMURA	Y. HANAI		SET DWG NO.	
2016/04/27	2016/04/27		2011/08/30	2016/04/27		YAZAKI CORPORATION	

1

2

3