

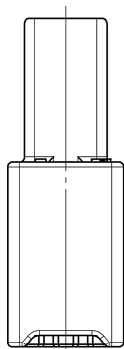
1

2

3

GENERAL TOLERANCE											
	10 MAX	50 MAX	100 MAX	250 MAX	250 OVR	R5 MAX	R10 MAX	R20 MAX	R20 OVR	ANGLE	ECCENT
A	±0.15	±0.2	±0.3	±0.5	±0.75					±3°	0.1
B	±0.2	±0.3	±0.55	±0.95	±1.4	±0.2	±0.3	±0.5	±2.5	±3°	0.1
C	±0.3	±0.5	±0.8	±1.4	±2					±3°	0.15

PART NO. AND CH. CODE	COLOR
7186-8845, ^A	NATURAL
^{△3} 7186-8845-30, ^A	BLACK
^{△2} 7186-8845-60, ^A	GREEN
^{△4} 7186-8845-80, ^A	BROWN
7186-8845-90, ^A	BLUE

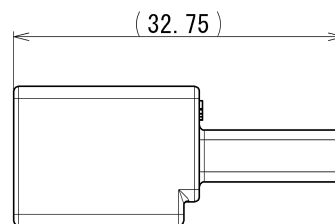
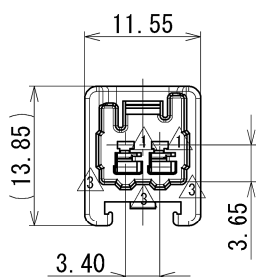


注記

1. かん合相手品番 : 7187-8845 ETC.
2. 適用端子品番 : 7114-7386-02 ETC.

NOTES

1. MATING PART NO. : 7187-8845 ETC.
2. APPLICABLE TERMINAL PART NO. : 7114-7386-02 ETC.



^{△4}	2016/04/26	ADDED COLOR NO.	C16-P209	Y. H
^{△3}	2015/03/13	CHANGED FORM, ETC.	C15-Z108	K. T
^{△2}	2012/02/24	ADDED PART NO.	C12-Z264	J. N
^{△1}	2012/01/11	CHANGED FORM, ^A	C12-Z050	J. B
	2011/11/23	NEW	C11-Z619	J. B
LET	DATE	REVISION RECORD	NO.	CHKD

CUSTOMER		MATL. SPEC.	PBT (COLOR: SEE TABLE)	TREAT. & FIN.
CUSTOMER PART NO.		CUSTOMER DWG NO.		
OFFICE		TRIAL PART NO.		
VENDOR		VENDOR NO.		

ISSUE MARK

GENERAL TOLERANCE							
	10MAX	50MAX	100MAX	250MAX	250OVR	ANGLE	ECCENT
A	±0.15	±0.2	±0.3	±0.5	±0.75	±30'	0.1
B	±0.2	±0.3	±0.55	±0.95	±1.4	±30'	0.1
C	±0.3	±0.5	±0.8	±1.4	±2	±30'	0.15
SPECIFIED							MASS

DWG TYPE	DWG SOURCE	DWG DATE	UNIT	SCL	ANGLE
R	NEW	2011/11/23	mm	2:1	3
APPROVED	CHECKED	CHECKED	DESIGN	DRAWN	
T. MATSUNAGA	T. FUKAYA		K. MATSUMURA	Y. HANAI	
2016/04/26	2016/04/26		2011/07/09	2016/04/26	

NAME 060 2P HLC HOUSING MALE

PART NO. 7186-8845 ETC.

CH. CODE

DWG NO. 7186-8845:R

SET DWG NO.

YAZAKI CORPORATION

1

2

3