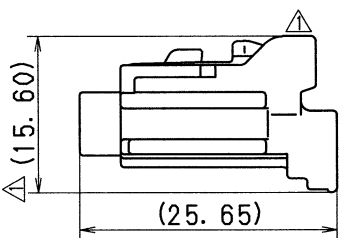
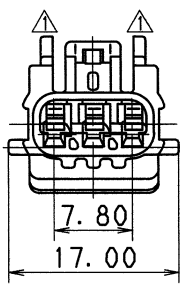
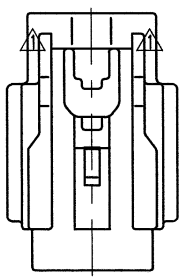


1

2

3

PART NO. AND CH. CODE	MATERIAL	COLOR
7183-7771-80, (7B83-7771-80, ())	PBT	DARK BROWN
7183-7771-10	PBT	DARK GRAY



- 注記
- 1. 嵌合相手品番 : 7282-7771-80 (7C82-7771-80), 7282-7771-10
 - 2. 適用端子品番 : 7116-1466-02 (7B16-1466-02) ETC.
 - 3. 適用フロントホルダ品番 : 7158-4883 (7B58-4883)
 - 4. 適用ゴム栓品番 : 7158-3120-90 (7B58-3120-90) ETC.
 - 5. 適用防水栓品番 : 7157-3992-90 (7B57-3992-90)
 - 6. () 内品番は、エアバッグ (A/B) 回路及び、特別管理回路に使用するとき、適用すること。

- NOTES
- 1. MATING PART NO. : 7282-7771-80 (7C82-7771-80), 7282-7771-10
 - 2. APPLICABLE TERMINAL NO. : 7116-1466-02 (7B16-1466-02) ETC.
 - 3. APPLICABLE FRONT HOLDER NO. : 7158-4883 (7B58-4883)
 - 4. APPLICABLE SEAL RUBBER NO. : 7158-3120-90 (7B58-3120-90) ETC.
 - 5. APPLICABLE RUBBER STOPPER NO. : 7157-3992-90 (7B57-3992-90)
 - 6. () PART NO. IS USED FOR PARTS ASSOCIATED WITH A/B CIRCUITS OR OTHER SPECIFIED CIRCUIT.

03. 11. 25	ADDED A/B PART NO. & ADDED NOTE	C03-X620	T. H
02. 01. 28	ADDED COLOR NO. & CHANGED NOTE ETC.	C02-X108	O. S
99. 04. 22	CHANGED FORM, ()	C99-L594	M. F
98. 02. 12	NEW	C98-L276	M. T
LET	DATE	REVISION RECORD NO.	CHKD

CUSTOMER		MATL. SPEC.	TREAT. & FIN.
CUSTOMER PART NO.	CUSTOMER DWG NO.	SEE TABLE	
OFFICE	TRIAL PART NO.	NAME RK-TYPE CONNECTOR	
VENDOR		3PF (BR, DGY) HOUSING	
VENDOR NO.			

GENERAL TOLERANCE								DWG TYPE				DWG SOURCE			DWG DATE			UNIT		SCL		ANGLE	
10MAX	50MAX	100MAX	250MAX	250OVR	ANGLE	ECCENT		R	NEW	98. 02. 12	mm	2/1	3										
A	±0. 15	±0. 2	±0. 3	±0. 5	±0. 75	±30'	0. 1	APPROVED	CHECKED	CHECKED	DESIGN	DRAWN											
B	±0. 2	±0. 3	±0. 55	±0. 95	±1. 4	±30'	0. 1				M. TSUJI	H. HIRAOCHI											
(C)	±0. 3	±0. 5	±0. 8	±1. 4	±2	±30'	0. 15																
SPECIFIED							MASS	g		203. 12. 04		03. 12. 01		97. 06. 20		03. 11. 25							

ISSUE MARK	
MATL. SPEC.	SEE TABLE
TREAT. & FIN.	
NAME RK-TYPE CONNECTOR	
3PF (BR, DGY) HOUSING	
PART NO. CH. CODE	7183-7771-80 ETC. (7B83-7771-80, ())
DWG NO.	7183-7771-80:R
SET DWG NO.	

YAZAKI CORPORATION

1

2

3

