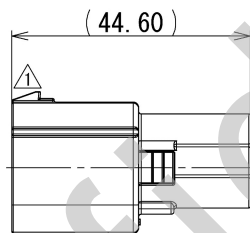
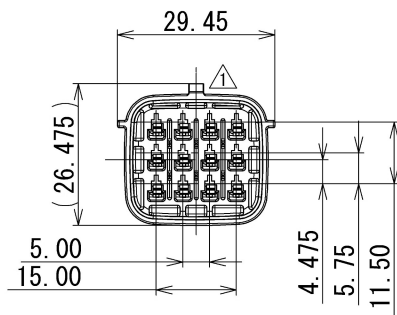
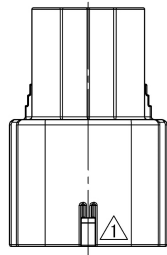


GENERAL TOLERANCE											
	10 MAX	50 MAX	100 MAX	250 MAX	250 OVR	R5 MAX	R10 MAX	R20 MAX	R20 OVR	ANGLE	ECCENT
A	±0.15	±0.2	±0.3	±0.5	±0.75					±3°	0.1
B	±0.2	±0.3	±0.55	±0.95	±1.4	±0.2	±0.3	±0.5	±2.5	±3°	0.1
Ⓒ	±0.3	±0.5	±0.8	±1.4	±2					±3°	0.15



注記

1. かん合相手品番 : 7283-8564-30
2. 適用端子品番 : 7114-4102-02 (CAVS 0.3~0.5)
: 7114-4103-02 (CAVS 0.85~1.25)
3. 適用ゴム栓品番 : 7158-3003-90 (CAVS 0.3~0.5)
: 7158-3004-40 (CAVS 0.85~1.25)
4. 適用空栓品番 : 7158-3198-90

NOTES

1. MATING PART NO. : 7283-8564-30
2. APPLICABLE TERMINAL NO. : 7114-4102-02 (CAVS 0.3~0.5)
: 7114-4103-02 (CAVS 0.85~1.25)
3. APPLICABLE RUBBER STOPPER NO. : 7158-3003-90 (CAVS 0.3~0.5)
: 7158-3004-40 (CAVS 0.85~1.25)
4. APPLICABLE DUMMY PLUG NO. : 7158-3198-90

ISSUE MARK

Δ 2 10/10/15 CHANGED PART NAME C10-ZA77 J. G Δ 1 05/04/06 CHANGED FORM, [A] C05-Z599 M. M 04/10/14 NEW C04-ZC32 M. M LET DATE REVISION RECORD NO. CHKD		CUSTOMER CUSTOMER PART NO. CUSTOMER DWG NO. OFFICE TRIAL PART NO. VENDOR		MATL. SPEC. PBT (BLACK) TREAT. & FIN. NAME Δ 1.5 (060) 12P SEALED HOUSING MALE	
GENERAL TOLERANCE A 10MAX 50MAX 100MAX 250MAX 250OVR ANGLE ECCENT ±0.15 ±0.2 ±0.3 ±0.5 ±0.75 ±30' 0.1 B ±0.2 ±0.3 ±0.55 ±0.95 ±1.4 ±30' 0.1 C ±0.3 ±0.5 ±0.8 ±1.4 ±2 ±30' 0.15		VENDOR NO. DWG TYPE DWG SOURCE DWG DATE UNIT SCL ANGLE R NEW 04/10/14 mm 1:1 3		PART NO. 7182-8564-30, [A] CH. CODE DWG NO. 7182-8564-30:R SET DWG NO.	
SPECIFIED MASS 10/10/15		APPROVED S. MIZUSE CHECKED CHECKED R. DE GUZMAN DESIGN M. MURAMATSU DRAWN J. GAMBOA 10/10/15 10/10/15 04/09/23 10/10/15		YAZAKI CORPORATION	