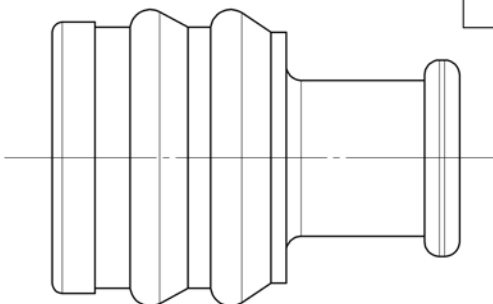


SUB ASSEMBLY PART NO.	NO.	PART NAME	PART NO.	MATERIAL
7157-7897-60	①	REAR STOPPER	7157-7810-80	△ PBT-G (BROWN)
	②	SEAL RUBBER	—	SILICONE RUBBER (GREEN)

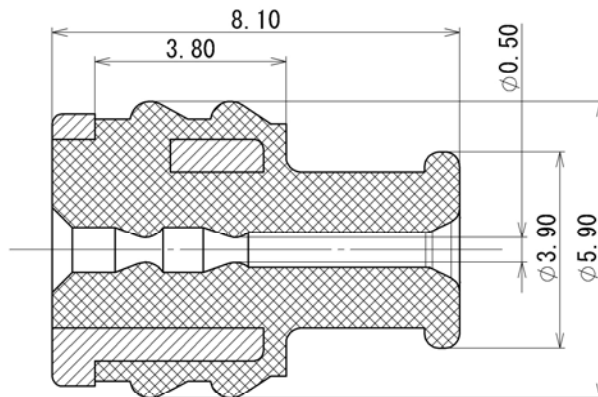
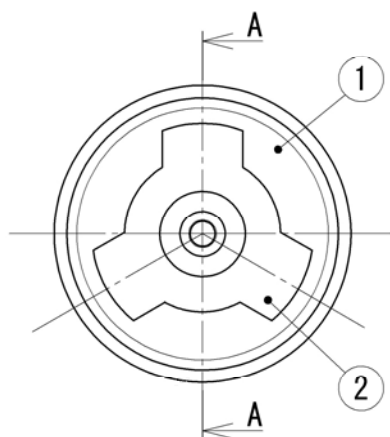


注記

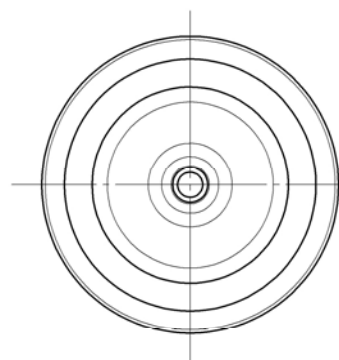
△ 1. 適用電線サイズ : CIVUS 0.35~0.75  
IVSSH 0.35f~0.5f

NOTE

△ 1. APPLICABLE WIRE SIZE : CIVUS 0.35~0.75  
IVSSH 0.35f~0.5f



SEC. A-A



ISSUE MARK

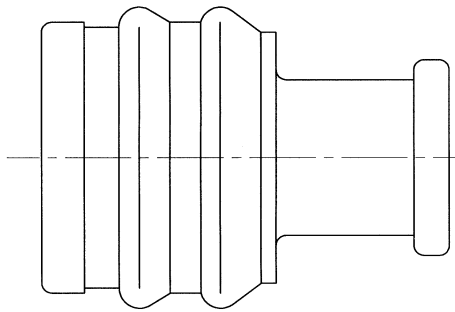
△	2018/09/10	ADDED APPLICABLE WIRE SIZE, ETC.	C18-P257	Y. M	CUSTOMER				MATL. SPEC.	SEE TABLE	TREAT. & FIN.	
△	1994/11/07	CHANGED GENERAL TOLERANCE	C94-6509	K. O	CUSTOMER PART NO.				NAME △ SWP-TYPE SEAL RUBBER			
	1988/08/20	NEW	8MC-1035	S. Y	CUSTOMER DWG NO.				1P ASSEMBLY (極細用)			
LET	DATE	REVISION RECORD	NO.	CHKD	OFFICE				TRIAL PART NO. or PRODUCT NO.			
					VENDOR				VENDOR NO.			
△ GENERAL TOLERANCE					DWG TYPE	DWG SOURCE	DWG DATE	UNIT	SCL	ANGLE	PART NO.	
A	±0.15	±0.2	±0.3	±0.5	R	NEW	1988/08/20	mm	10:1	3	7157-7897-60	
B	±0.2	±0.3	±0.55	±0.95	±1.0°	O. 1	APPROVED	CHECKED	CHECKED	DESIGN	DRAWN	7157-7897-60:R
C	±0.3	±0.5	±0.8	±1.4	±2	±1.5°	N. TAGUCHI	K. FUKUDA	—	YAMADA	Y. MAEDA	SET DWG NO.
SPECIFIED				MASS	2018/09/10		2018/09/10	—	1988/08/20	2018/09/10	<b>YAZAKI Corporation</b>	
				△ (0.2) g							A3	

1

2

3

YAZAKI PART NO. AND CH. CODE	NO.	PART NAME	PART NO.	MATERIAL
7157-7812 △(7B57-7812)	①	REAR STOPPER	7157-7810-80 △(7B57-7810-80)	PBT (BROWN)
	②	SEAL RUBBER		SELF-LUBRICATING SILICONE RUBBER



△ 注記

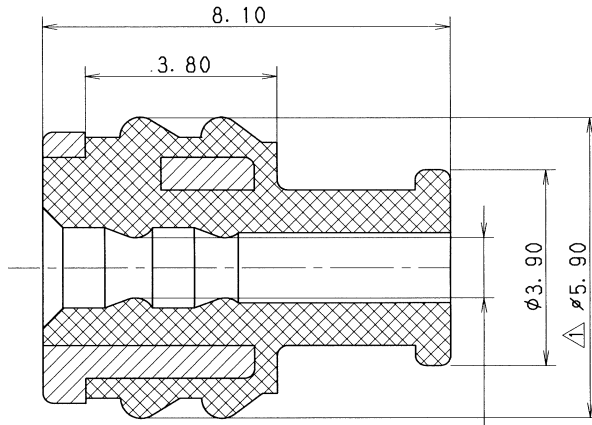
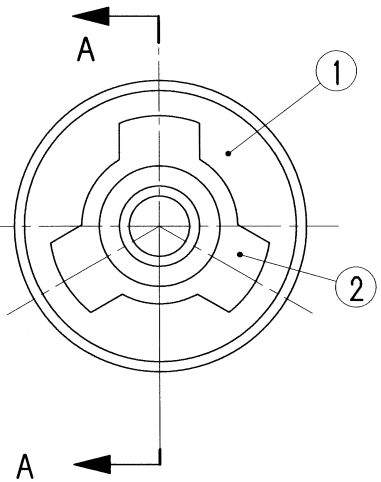
1. かん合部品番号は：7222-1424-40, 7123-1424-40 ETC.
2. 適用電線サイズ：AVS 0.3, AVS 0.5, CAVS 0.5  
AEX (AVX) 0.5
3. ( ) 内品番は、エアバッグ (A/B) 回路及び特別回路に使用時に適用する。

△ NOTES

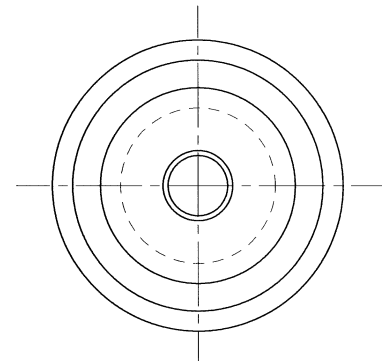
1. MATING PART NO. : 7222-1424-40, 7123-1424-40 ETC.
2. APPLICABLE WIRE SIZE : AVS 0.3, AVS 0.5, CAVS 0.5  
AEX (AVX) 0.5
3. ( ) PART NO IS USED FOR PARTS ASSOCIATED WITH A/B CIRCUITS OR OTHER SPECIFIED CIRCUITS.

B

B



SEC. A-A



ISSUE MARK

A


A

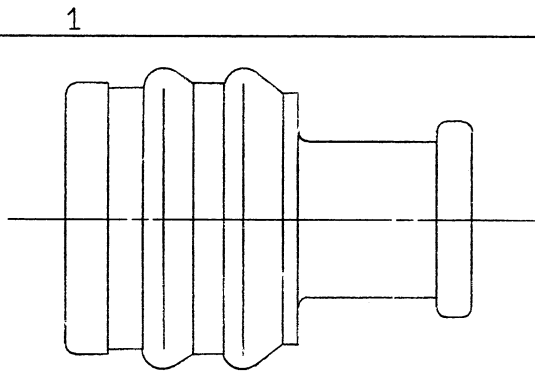
△ 08.11.24		ADDED A/B PART NO., ETC.		C08-Z837	T. W	CUSTOMER			MATL. SPEC. △ SEE TABLE		TREAT. & FIN.										
△ 88.05.10		CHANGED FORM		8MC-0536	S. Y	CUSTOMER PART NO.			CUSTOMER DWG NO.												
87.04.11		NEW		7MC-0179	S. K	OFFICE			TRIAL PART NO.		NAME SWP-TYPE CONNECTOR										
LET	DATE	REVISION RECORD		NO.	CHKD	VENDOR			VENDOR NO.		SEAL RUBBER 1P ASSY (I)										
GENERAL TOLERANCE						DWG TYPE			DWG SOURCE		DWG DATE		UNIT		SCL		ANGLE		PART NO.		
A	±0.15	±0.2	±0.3	±0.5	±0.75	±30'	0.1	R	NEW	87.04.11	mm	10:1	3	7157-7812 (7B57-7812) △				CH. CODE			
B	±0.2	±0.3	±0.55	±0.95	±1.4	±30'	0.1	APPROVED	CHECKED	CHECKED	DESIGN	DRAWN	7157-7812:R		SET DWG NO.				DWG NO.		
◎	±0.3	±0.5	±0.8	±1.4	±2	±30'	0.15	杉山 (印)		渡辺		山田		C. AGCAOILI						YAZAKI CORPORATION	
SPECIFIED						MASS		g		108.12.04		08.12.04		87.04.11		08.11.24					

1

2

3





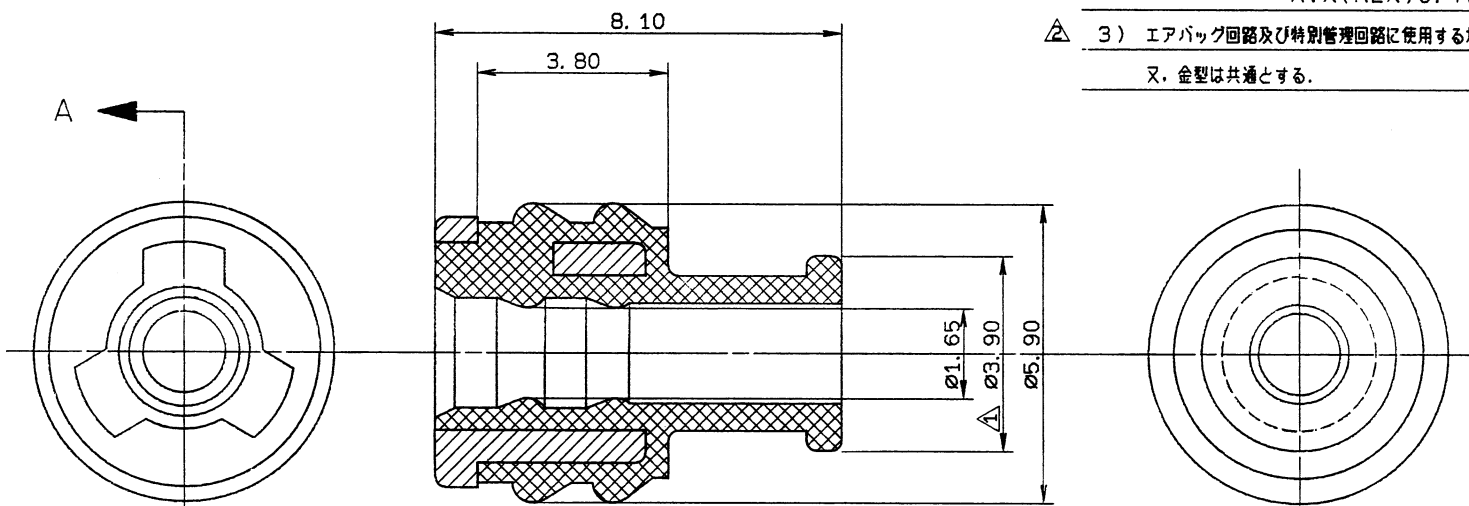
NO.	PART NUMBER	PART NAME	MATERIAL
①	(7B57-7810-80) 7157-7810-80	REAR STOPPER	PBT (BROWN)
②		SEAL RUBBER	含油シリコンゴム (ベンガラ色)

注記

- △ 1) 適用ターミナル: 7114-1471, -1471-08, -1472,  
7114-1571-08, (7B14-1571-08),  
7116-1471, -1471-08, -1472,  
7116-1571-08, (7B16-1571-08).
- △ 2) 適用電線: AV0. 5, 0. 5f, AVS0. 85, CAVS1. 25  
AVX(AEX)0. 75f, 0. 85.
- △ 3) エアバッグ回路及び特別管理回路に使用する場合は( )内の品番を適用のこと。  
又、金型は共通とする。

B

B



SEC. A-A

ISSUE MARK
------------

				CUSTOMER				MATL. SPEC.			TREAT. & FIN.				
				CUSTOMER PART NO.		CUSTOMER DWG NO.		表 欄 参 照							
				OFFICE		STDLIB NO.		NAME SWP-TYPE CONNECTOR							
				VENDOR				SEAL RUBBER 1P ASSY (中物用)							
				VENDOR NO.				PART NO. (7B57-7811-80) △							
								7157-7811-80							
LET DATE REVISION RECORD NO. CHKD				DWG TYPE		DWG SOURCE		DWG DATE		UNIT		SCL		ANGLE	
10MAX 50MAX 100MAX 250MAX 250OVR				R		NEW		87. 04. 11		mm		10/1		3	
ANGLE ECCENT				APPROVED		CHECKED		DESIGN		DRAWN		DWG NO.		TRIAL PART NO.	
±0. 15 ±0. 2 ±0. 3 ±0. 5 ±0. 75 ±30' 0. 1				→		福 菜		山 田		大 高		7157-7811-80:R			
SPECIFIED WEIGHT				g		88.12.24		88.12.24		87. 04. 11		88. 12. 21		YAZAKI CORPORATION	

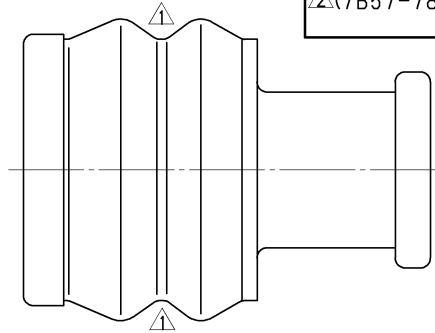
1

2

3



△ SUB ASSEMBLY PART NO. AND CH. CODE	NO.	PART NO.	PART NAME	MATERIAL	COLOR
7157-7899-90	①	7157-7898-80	REAR STOPPER	G-PET	BROWN
△(7B57-7899-90)	②		SEAL RUBBER	SELF-LUBRICATING SILICONE RUBBER	BLUE

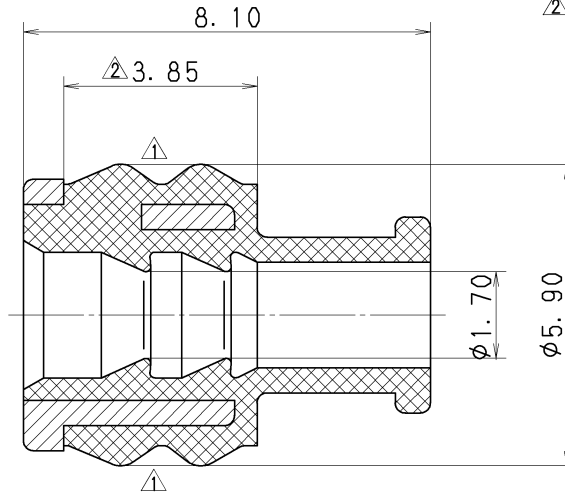


注記

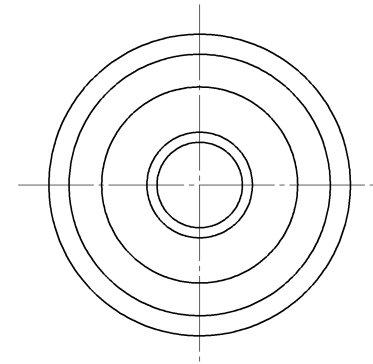
- △ 1. 適用電線サイズ.  
AVS1. 25, AV1. 25, AEX (AVX) 1. 25, AVSS2, AV0. 85
- △ 2. エアバック回路及び特別管理回路に使用する場合は ( ) 内の品番が、適用されます。

△ NOTES

- 1. APPLICABLE WIRE SIZE:  
AVS1. 25, AV1. 25, AEX (AVX) 1. 25, AVSS2, AV0. 85
- △ 2. IN THE CASE OF AIR BAG CIRCUITS AND SPECIAL CONTROL CIRCUITS USE PART NO. ( ).



△ SEC. A-A



ISSUE MARK

△	DATE	REVISION RECORD	NO.	CHKD	CUSTOMER	CUSTOMER PART NO.	CUSTOMER DWG NO.	MATL. SPEC.	TREAT. & FIN.						
△	09. 02. 16	ADDED NOTES, ETC.	C09-Z136	T. W				SEE TABLE							
△	90. 02. 06	CHANGED FORM	C90-L108	S. Y											
△	87. 07. 20	NEW	7MC-0372	S. Y											
LET	DATE	REVISION RECORD	NO.	CHKD	VENDOR			NAME	SWP-TYPE CONNECTOR						
					VENDOR NO.				SEAL RUBBER 1P ASSY (1. 25)						
△ GENERAL TOLERANCE					DWG TYPE	DWG SOURCE	DWG DATE	UNIT	SCL	ANGLE	PART NO.				
	10MAX	50MAX	100MAX	250MAX	250OVR	ANGLE	ECCENT	R	NEW	87. 07. 20	mm	10/1	3	PART NO.	7157-7899-90 (7B57-7899-90) △
A	±0. 15	±0. 2	±0. 3	±0. 5	±0. 75	±30'	0. 1	APPROVED	CHECKED	CHECKED	DESIGN	DRAWN	DWG NO.	7157-7899-90:R	TRIAL PART NO.
B	±0. 2	±0. 3	±0. 55	±0. 95	±1. 4	±30'	0. 1	N. SUGIYAMA	T. WATANABE		YAMADA	S. CALDEA			
(C)	±0. 3	±0. 5	±0. 8	±1. 4	±2	±30'	0. 15								
SPECIFIED					WEIGHT	g	09. 02. 16	09. 02. 16		87. 07. 20	09. 02. 16	YAZAKI CORPORATION			

1

2

3