

1

2

3


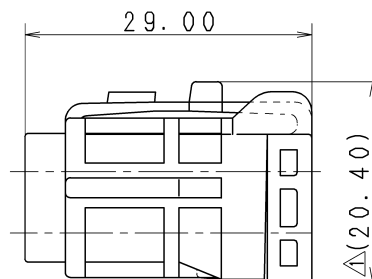
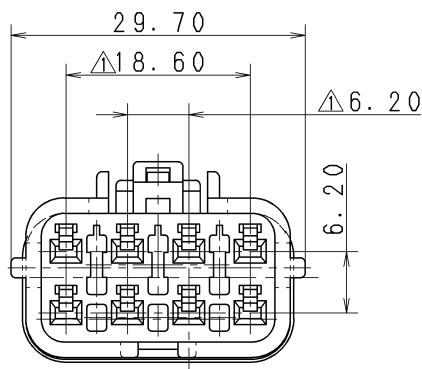
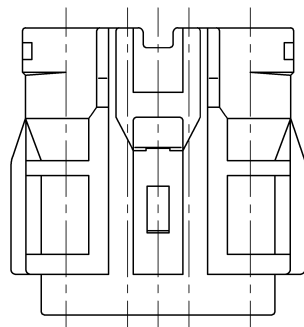
△ PART NO. AND CH. CODE	COLOR
7123-7484-40	GRAY
7123-7484-30	BLACK

△ 注記

- 1. かん合相手品番 : 7222-7484-40 (-30) である。
- 2. 適用端子品番 : 7116-1471 ETC.
- 3. 適用リアホルダ品番 : 7157-7817-80
- 4. 適用ゴム栓品番 : 7157-7897-60 ETC.
- 5. 適用空栓品番 : 7157-8767-80 ETC.

△ NOTES

- 1. MATING PART NO. : 7222-7484-40 (-30)
- 2. APPLICABLE TERMINAL PART NO. : 7116-1471 ETC.
- 3. APPLICABLE REAR HOLDER PART NO. : 7157-7817-80
- 4. APPLICABLE WIRE SEAL PART NO. : 7157-7897-60 ETC.
- 5. APPLICABLE PLUG PART NO. : 7157-8767-80 ETC.



ISSUE MARK

△	11.04.13	ADDED GENERAL TOLERANCE ETC.	C11-Z240	T. W	CUSTOMER		MATL. SPEC. △ PBT (COLOR:SEE TABLE)			TREAT. & FIN.					
	87.09.08	新設	7MC-0508	S. Y	CUSTOMER PART NO.		CUSTOMER DWG NO.			NAME △ SWP-TYPE HOUSING 8P F					
LET	DATE	REVISION RECORD	NO.	CHKD	OFFICE		TRIAL PART NO.			VENDOR					
△ GENERAL TOLERANCE				VENDOR NO.											
	10MAX	50MAX	100MAX	250MAX	2500VR	ANGLE	ECCENT	DWG TYPE	DWG SOURCE	DWG DATE	UNIT	SCL	ANGLE	PART NO.	
A	±0.15	±0.2	±0.3	±0.5	±0.75	±30'	0.1	R	NEW	87.09.08	mm	2:1	3	7123-7484-40 ETC.	
B	±0.2	±0.3	±0.55	±0.95	±1.4	±30'	0.1	APPROVED	CHECKED	CHECKED	DESIGN	DRAWN	DWG NO.	7123-7484-30:R	
③	±0.3	±0.5	±0.8	±1.4	±2	±30'	0.15	H. KONDO	T. KOBAYASHI	T. WATANABE	山田	J. CANDO	SET DWG NO.		
SPECIFIED				MASS				11.04.13		11.04.13	11.04.13	87.09.08	11.04.13	YAZAKI CORPORATION	

1

2

3

