PART NO.	COLOR
7123-1424	NATURAL
7123-1424-30	BLACK
7123-1424-40	GRAY
④ 7123-1424-70 (7B23-1424-70)	YELLOW

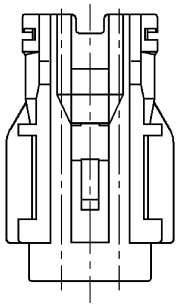

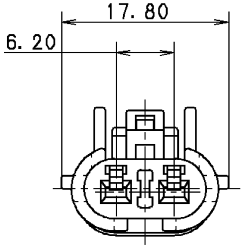

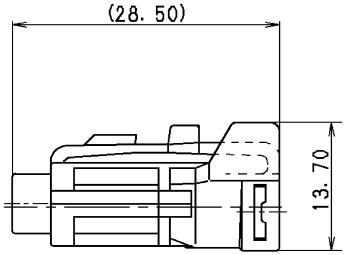

③ 注記

1. 適用端子品番：7116-1471, 7116-1472
2. 適用リヤホルダ品番：7157-7813-80
3. かん合相手品番：7222-1424-40 ETC.
④ 4. ( ) 内品番は、エアーバッグ (A/B) 回路及び特別管理回路に使用する時に適用すること。

③ NOTES

1. APPLICABLE TERMINAL PART NO. : 7116-1471, 7116-1472
2. APPLICABLE REAR HOLDER PART NO. : 7157-7813-80
3. MATING PART NO. : 7222-1424-40 ETC.
④ 4. PART NUMBERS IN PARENTHESIS SHALL BE USED FOR AIR BAG (A/B) CIRCUITS AND OTHER CIRCUITS DESIGNATED FOR SPECIAL MONITORING.

LET	DATE	REVISION RECORD	NO.	CHKD
⑤	11.01.21	CHANGED PART NAME	C11-ZA38	J.G
④	09.05.11	ADDED PART NO., ETC.	C09-Z327	T.W
③	04.02.20	DRAWING MAINTENANCE	C04-Z112	Y.S
②	95.09.19	ADDED COLOR NO.	C95-M262	K.O
①	87.04.16	CHANGED FORM	7MC-0185	S.Y
	86.03.10	NEW	C86-0259	S.Y

ISSUE MARK

GENERAL TOLERANCE

	10MAX	50MAX	100MAX	250MAX	2500VR	ANGLE	ECCENT
A	±0.15	±0.2	±0.3	±0.5	±0.75	±30′	0.1
B	±0.2	±0.3	±0.55	±0.95	±1.4	±30′	0.1
Ⓒ	±0.3	±0.5	±0.8	±1.4	±2	±30′	0.15

SPECIFIED

MASS

CUSTOMER

CUSTOMER PART NO. | CUSTOMER DWG NO.

OFFICE | TRIAL PART NO.

VENDOR

VENDOR NO.

DWG TYPE	DWG SOURCE	DWG DATE	UNIT	SCL	ANGLE
R	NEW	86.03.10	mm	④2:1	3

APPROVED	CHECKED	CHECKED	DESIGN	DRAWN
S. MIZUSE	———	R. DE GUZMAN	S. YAMADA	J. GAMBOA
11.01.21	———	11.01.21	86.03.10	11.01.21

MATL. SPEC. PBT

TREAT. & FIN.

NAME ⑤SWP-TYPE HOUSING 2P FEMALE

PART NO. CH. CODE 7123-1424-40 ETC.

DWG NO. 7123-1424-30:R

SET DWG NO.

YAZAKI CORPORATION