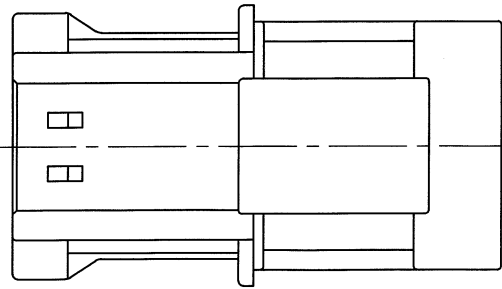


1

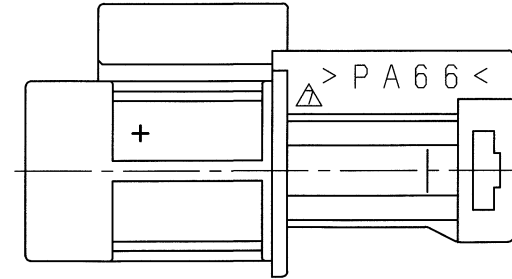
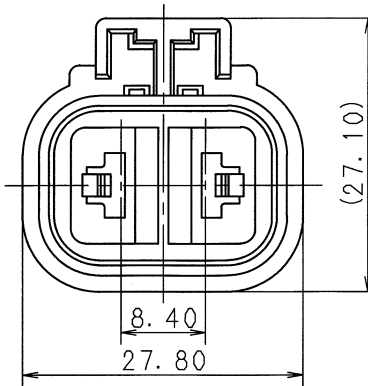
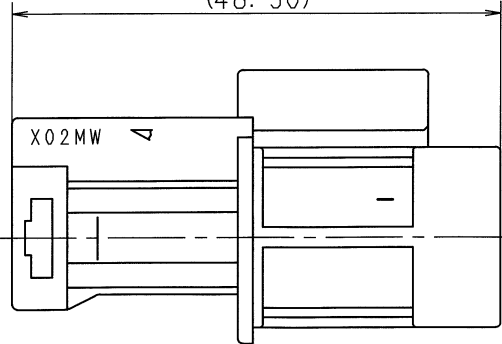
2

3

△ PART NO. AND CH. CODE	MATERIAL	COLOR	MATING PART NO.
7122-6224-40. ▣	PA66	DARK GRAY	7123-6224-40, △ 7123-6428-40, △ 7123-6428-80
7122-6224-60. ▣	PA66	GREEN	7123-6224-60
7122-6224-50. ▣	PA66	ORANGE	7123-6224-50
△ 7122-6224-30. ▣	PA66	BLACK	



(48.50)



注記

- 1. 適用端子品番: 7114-2873 ETC.
- △ 2. 適用リヤホルダ品番: 7157-6620
- 3. 適用ゴム栓品番: 7157-3570 ETC.

△ NOTES

- 1. APPLICABLE TERMINAL NO. : 7114-2873 ETC. △
- △ 2. APPLICABLE REAR HOLDER NO. : 7157-6620
- 3. APPLICABLE RUBBER STOPPER NO. : 7157-3570 ETC.

△	01.06.28	ELIMINATE REAR HOLDER COLOR NO.	C01-X614	H. Y
△	00.05.08	ADDED MATERIAL MARKING ETC.	C00-L654	O. S
△	00.02.18	CHANGED FORM. ▣	C00-L211	M. K
△	99.04.23	ADDED REAR HOLDER NO., ETC.	C99-L600	O. S
△	91.11.07	ADDED COLOR PART NO. ETC.	C91-7489	T. T
△	91.02.25	ADDED COLOR PART NO.	C91-6369	S. K
△	89.07.06	CHANGED DRAWING. RENEW	C89-L727	S. Y
△	84.02.20	CHANGED PART No. ETC.	C84-191	高橋
	83.03.04	NEW	C83-332	楠
LET	DATE	REVISION RECORD	NO.	CHKD

CUSTOMER		MATL. SPEC.	△ SEE TABLE	TREAT. & FIN.
CUSTOMER PART NO.		CUSTOMER DWG NO.		
OFFICE		TRIAL PART NO.		
VENDOR		VENDOR NO.		

NAME	X TYPE CONNECTOR
	△ HOUSING 2PMW ETC.

GENERAL TOLERANCE								DWG TYPE	DWG SOURCE	DWG DATE	UNIT	SCL	ANGLE	
A	±0.15	±0.2	±0.3	±0.5	±0.75	±30'	0.1	R	NEW	83.03.04	mm	2/1	3	
B	±0.2	±0.3	±0.55	±0.95	±1.4	±30'	0.1	APPROVED	CHECKED	CHECKED	DESIGN	DRAWN		
◎	±0.3	±0.5	±0.8	±1.4	±2	±30'	0.15				ISHIZUKA	OHKUBO		
SPECIFIED								MASS	g	01.07.04		吉田	浦野	

PART NO. CH. CODE	△ 7122-6224-40 ETC.	SET DWG NO.	
DWG NO.	△ 7122-6224-30:R		
YAZAKI CORPORATION			

1

2

3

