

PART NO. AND CH. CODE	△6 W1±0.4	△6 W2±0.4	△6 H1	△6 H2	A	B	WIRE SIZE	MATERIAL
7116-4020, [B] △5 (7B16-4020, [B])	2.30	3.60	(2.19)	(3.19)	3.00	6.20	△10 CHFUS 0.35~AVS 0.50 EQUIVALENT	△9 BRASS (t=0.25)
7116-4021, [B] △5 (7B16-4021, [B])	3.00	4.50	(2.91)	(3.89)	4.00	7.20	△10 CHFUS 0.75~AVS 1.25 EQUIVALENT	△9 BRASS (t=0.25)
7116-4022, [B] △5 (7B16-4022, [B])	4.20	4.50	(4.06)	(3.89)	4.00	7.20	AVSS 2 EQUIVALENT	△9 COPPER ALLOY (t=0.25)

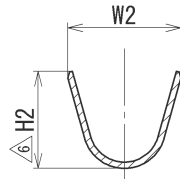
B

注記

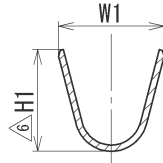
- △5 1. () 内品番は、エアバッグ (A/B) 回路及び特別
管理回路に使用する時に適用すること。
- △10 2. 取扱説明書No. YPES-15-080

NOTES

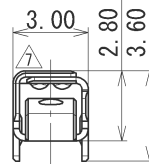
- △5 1. PART NUMBERS IN PARENTHESIS SHALL BE USED FOR AIR BAG (A/B)
CIRCUITS AND OTHER CIRCUITS DESIGNATED FOR SPECIAL MONITORING.
- △10 2. HANDLING MANUAL NO. YPES-15-080



SEC. Q-Q

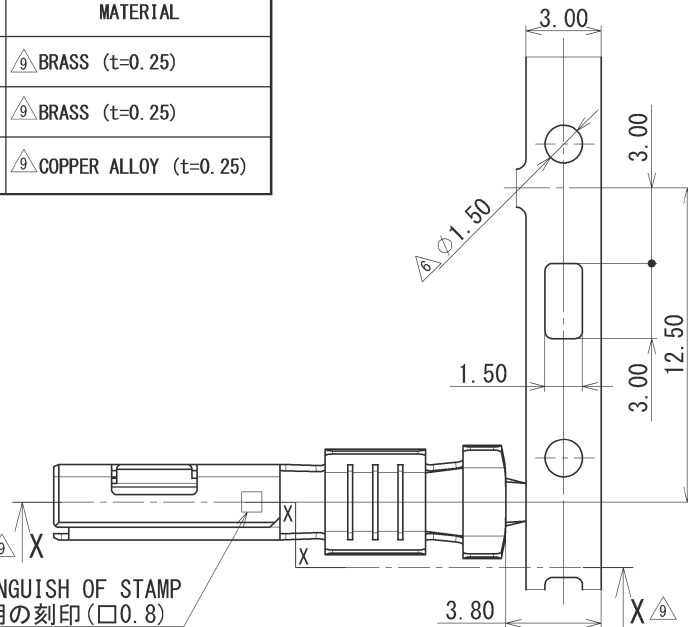


SEC. P-P



SEC. X-X

△11 DISTINGUISH OF STAMP
識別用の刻印(□0.8)



SEC. X-X

A

△12	2016/07/20	DRAWING MAINTENANCE	C16-P309	M. S
△11	2014/01/14	ADDED DISTINGUISH OF STAMP	C14-Z020	A. D
△10	2012/02/21	CHANGED NOTES, ETC.	C12-Z280	E. I
△9	2005/11/10	CHANGED PART NAME, ETC.	C05-ZF20	T. O
△8	2001/06/07	CHANGED PART NAME & FORM, [B]	C01-X544	A. T
△7	2000/11/08	CHANGED FORM & DIMENSION	C00-M342	Y. S
△6	1998/07/18	CHANGED DIMENSION & ADDED NOTE	C97-N452	H. K
△5	1996/10/28	CHANGED FORM & ADDED A/B PART NO., [A]	C96-M845	H. K
△4	1993/02/23	RENEW	C93-6226	I. I
△3	1990/07/31	CHANGED FORM	C90-6983	K. O
△2	1990/07/02	CHANGED FORM	C90-L752	K. O
△1	1989/03/17	誤記訂正	C89-6441	A. H
	1988/08/24	NEW	8MC-1022	A. H
LET	DATE	REVISION RECORD	NO.	CHKD

CUSTOMER		MATL. SPEC.	SEE TABLE	TREAT. & FIN.	TIN PLATING
CUSTOMER PART NO.		CUSTOMER DWG NO.		NAME △9 2.3 II TERMINAL FEMALE	
OFFICE		TRIAL PART NO.		VENDOR	
VENDOR		VENDOR NO.		ISSUE MARK	

GENERAL TOLERANCE								DWG TYPE				DWG SOURCE				DWG DATE		UNIT	SCL	ANGLE	PART NO.	7116-4020 ETC. △5 (7B16-4020 ETC.)			
A	±0.15	±0.2	±0.3	±0.5	±0.75	±30'	O. 1	R	NEW	1993/02/23	mm	△5:1	3	PART NO. CH. CODE	7116-4020:R		SET DWG NO.								
B	±0.2	±0.3	±0.55	±0.95	±1.4	±30'	O. 1	APPROVED	CHECKED	CHECKED	DESIGN	DRAWN													
△C	±0.3	±0.5	±0.8	±1.4	±2	±30'	O. 15	S. SUZUKI	M. NAGANO		M. TSUJI	M. SUZUKI													
SPECIFIED								2016/07/20				2016/07/20				1987/07/27				2016/07/20				YAZAKI CORPORATION	

1

2

3