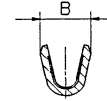
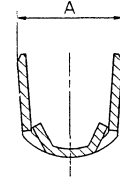
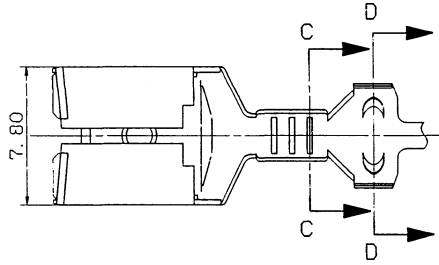
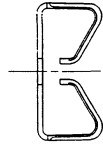


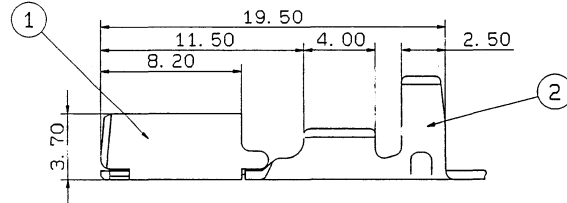
YAZAKI PART NO. 矢崎品番	A	B	APPLICABLE WIRE SIZE 適用電線サイズ
7116-2875	5.9	2.9	AV AVS FLW 0.3~0.5
7116-2876 (7818-2876)	6.1	3.9	AVS AV 0.85~2
7116-2877	6.8	4.8	AV 3

NO.	PART NAME 品名	MATERIAL 材質
①	TERMINAL SPRING ターミナル ばね	CAC92 t=0.3
②	TERMINAL BODY ターミナル 本体	KFC t=0.5 (SN PLATING)



SEC. 断面 D-D

SEC. 断面 C-C



注記

1. ( )内品番はエアバック回路及び特別制御回路で使用される専用スロット。

NOTE

1. IN THE CASE OF A/B CIRCUITS AND CONTROL CIRCUITS USE PART NO. ( ).

ISSUE MARK

GENERAL TOLERANCE						ANGLE	ECCENT
10MAX	50MAX	100MAX	250MAX	2500VR			
A ±0.15	±0.2	±0.3	±0.5	±0.75	±30°	0.1	
B ±0.2	±0.3	±0.55	±0.95	±1.4	±30°	0.1	
◎ ±0.3	±0.5	±0.8	±1.4	±2	±30°	0.15	
SPECIFIED						WEIGHT	g

CUSTOMER	CUSTOMER PART NO.	CUSTOMER DWG NO.	MATL. SPEC.	SEE TABLE	TREAT. & FIN.
OFFICE	TDLIB NO.		NAME	M TYPE HEAVY DUTY	
VENDOR	VENDOR NO.		NAME	TERMINAL (F) (MF-H)	
DWG TYPE	DWG SOURCE	DWG DATE	UNIT	SCL	ANGLE
R	RENEW	88.09.15	mm	5/1	3
PART NO.			7116-2875 ETC.		
DWG NO.			7116-2875-R		
TRIAL PART NO.					
YAZAKI CORPORATION					

LET	DATE	REVISION RECORD	NO.	CHKD
△	90.11.08	RENEW & CHANGED DRAWING	C90-M218	M. K