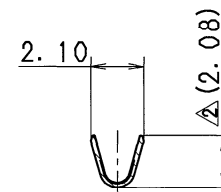
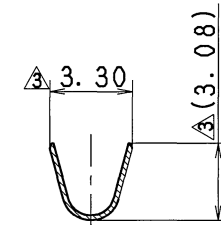
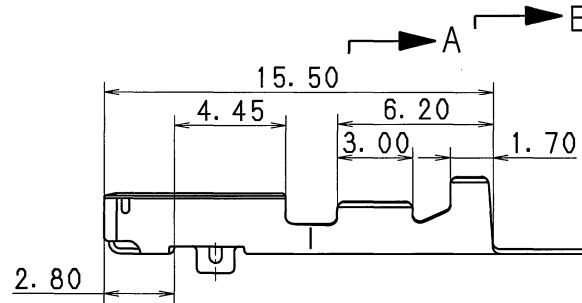
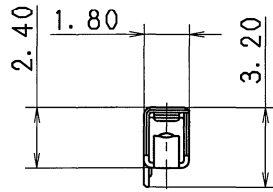
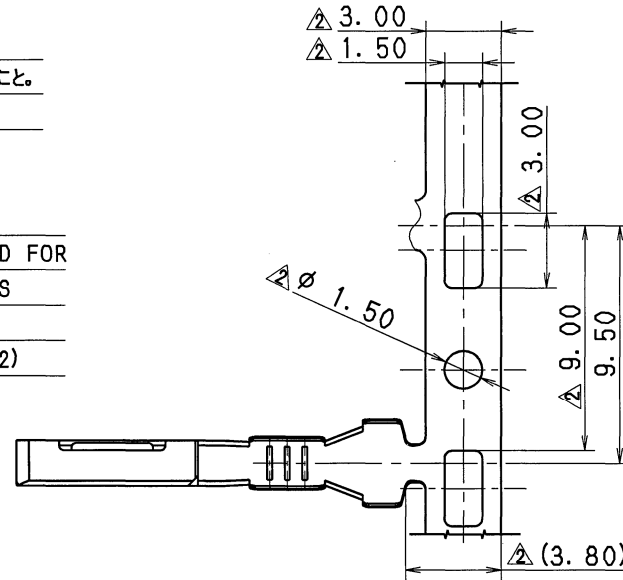


注記

- 1. 適用電線サイズ:CAVS 0.3~AVS 0.5
- △ 2. () 内品番は、エアバッグ (A/B) 回路及び、特別管理回路に使用する時に適用すること。
- △ 3. かん合相手品番:7114-1257-02 (7B14-1257-02)

NOTES

- 1. APPLICABLE WIRE SIZE:CAVS 0.3~AVS 0.5
- △ 2. PART NUMBERS IN PARENTHESIS SHALL BE USED FOR AIR BAG (A/B) CIRCUITS AND OTHER CIRCUITS DESIGNATED FOR SPECIAL MONITORING.
- △ 3. MATING PART NO. :7114-1257-02 (7B14-1257-02)



SEC. B-B

SEC. A-A

△	2014/02/14	CHANGED DIMENSION, ETC.	C14-Z074	Q. B
△	1998/08/04	ADDED DIMENSION & NOTES	C97-N445	H. K
△	1995/10/16	CORRECTION OF A CLERICAL ERROR	C95-6022	K. O
	1992/12/16	NEW	C92-M119	M. H
LET	DATE	REVISION RECORD	NO.	CHKD

CUSTOMER		MATERIAL		TREAT.	
CUSTOMER PART NO.		PHOSPHOR BRONZE (t=0.20)		TIN PLATING & FIN.	
OFFICE		NAME		△ 1.3 TERMINAL FEMALE	
VENDOR		TRIAL PART NO.			
VENDOR NO.					

GENERAL TOLERANCE								
	10MAX	50MAX	100MAX	250MAX	250OVR	ANGLE	ECCENT	
A	±0.15	±0.2	±0.3	±0.5	±0.75	±30'	0.1	
B	±0.2	±0.3	±0.55	±0.95	±1.4	±30'	0.1	
(C)	±0.3	±0.5	±0.8	±1.4	±2	±30'	0.15	
SPECIFIED							MASS	g

DWG TYPE	DWG SOURCE	DWG DATE	UNIT	SCL	ANGLE
R	NEW	1992/12/16	mm	5:1	3
APPROVED	CHECKED	CHECKED	DESIGN	DRAWN	
M. FUKUDA	M. NAGANO		WATANABE	Q. BERTEZ	
2014/02/14	2014/02/14		1988/09/08	2014/02/14	

PART NO.	△ 7116-1257-02 (7B16-1257-02)	
CH. CODE	△ 7116-1257-02:R	
DWG NO.	△ 7116-1257-02:R	
SET DWG NO.		

YAZAKI CORPORATION