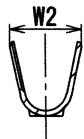
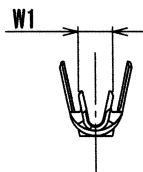


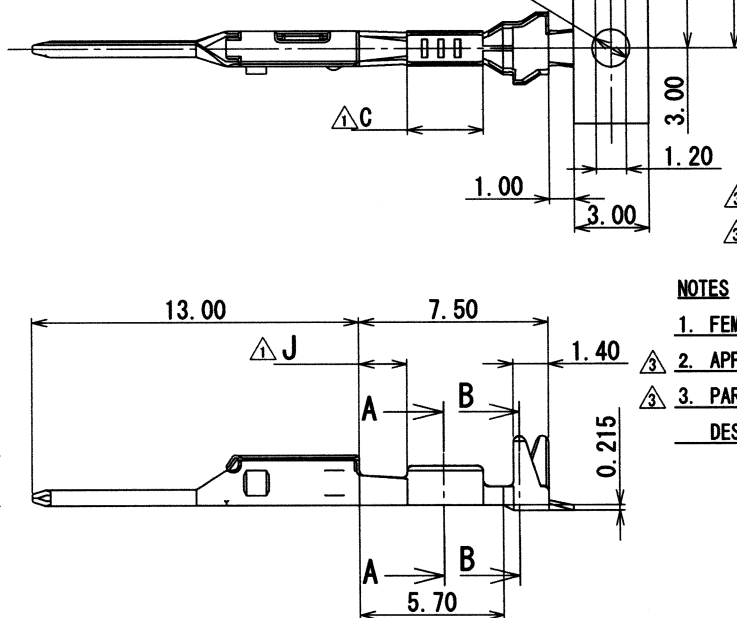
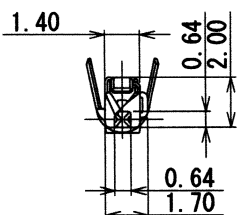
△DETAIL OF CONDUCTOR BARREL
(7114-4417-02)



SEC. B-B



SEC. A-A



PART NO. AND CH. CODE	△C	△J	W1	W2	APPLICABLE WIRE SIZE
7114-4415-02	3.0	1.9	1.49	2.82	(CAVUS) 0.3
					(UTW) 0.22~(UTW) 0.35
					(CAVS) 0.3
7114-4416-02 △(7B14-4416-02)	3.0	1.9	1.82	2.94	△(AESSX) 0.3f
					(CAVUS) 0.5
					(UTW) 0.5
					(CAVS) 0.5
7114-4417-02	SEE DWG	1.65	△1.96	3.10	△(AVSSX) 0.5f
					△(AESSX) 0.5f
					(CAVUS) 0.85
					(UTW) 0.75
					(CAVS) 0.85
					△(AVSSX) 0.75f

注記

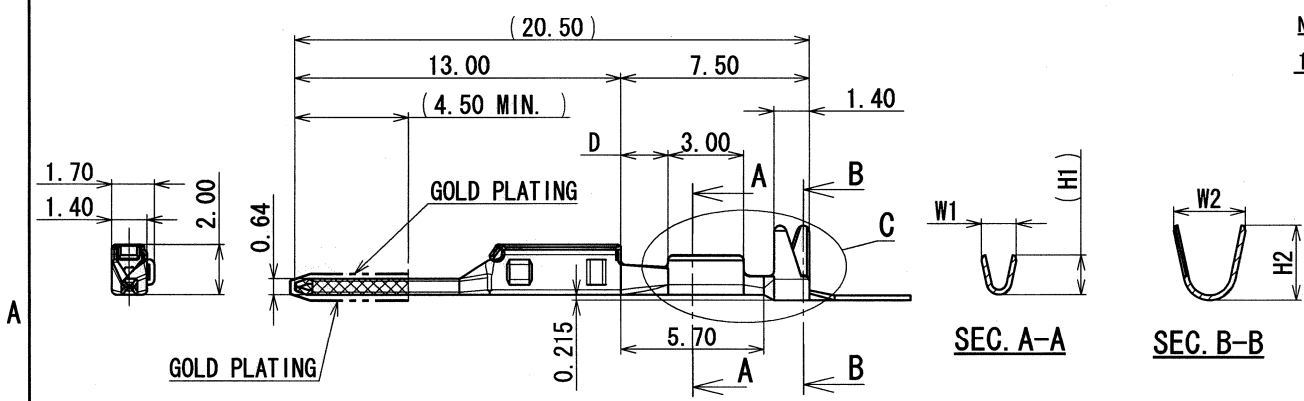
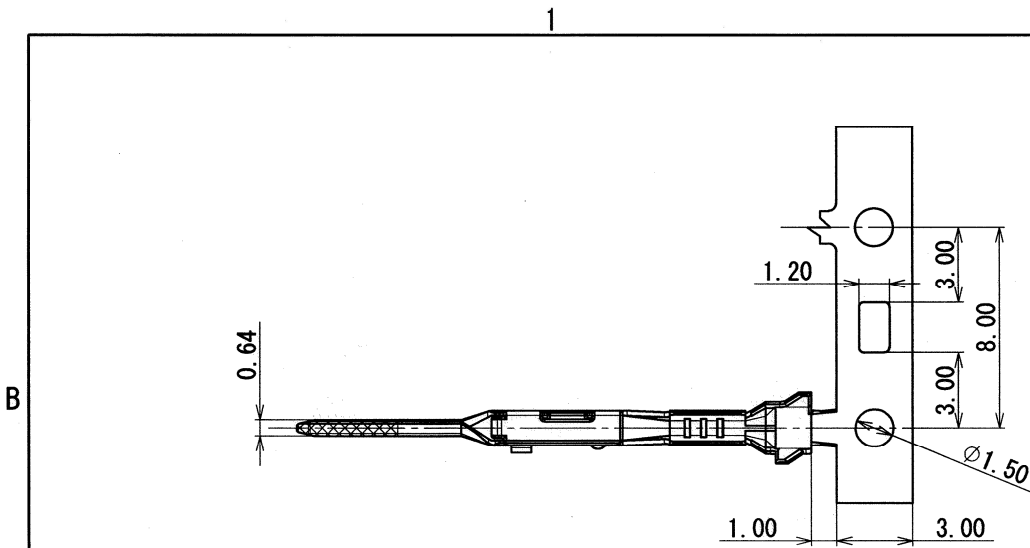
1. 嵌合雌端子品番 : 7116-4415-02, 7116-4416-02, 7116-4417-02
- △ 2. 適用ゴム栓品番 : 7158-3165-90, 7158-3166-60, 7158-3167-80, 7158-3168-80, 7158-3182-20
- △ 3. ()内品番は、エアバッグ(A/B)回路及び特別管理回路に使用する時に使用すること。

NOTES

1. FEMALE COUNTERPART NO. : 7116-4415-02, 7116-4416-02, 7116-4417-02
- △ 2. APPLICABLE WIRE SEAL PART NO. : 7158-3165-90, 7158-3166-60, 7158-3167-80, 7158-3168-80, 7158-3182-20
- △ 3. PART NUMBERS IN PARENTHESIS SHALL BE USED FOR AIR BAG (A/B) CIRCUITS AND OTHER CIRCUITS DESIGNATED FOR SPECIAL MONITORING.

ISSUE MARK

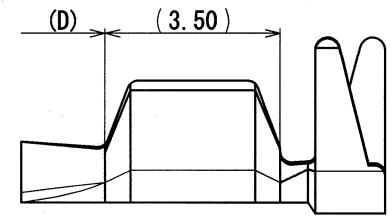
△ 04.09.03	ADDED PART NO. & NOTES	C04-ZA96	K. N	CUSTOMER	MATL. SPEC. △ BRASS (t=0.2)	TREAT. & FIN. TIN PLATING
△ 02.05.28	CHANGED DIMENSION	C02-X535	T. Y	CUSTOMER PART NO.	NAME RH TYPE TERMINAL MALE	
△ 01.10.30	CHANGED DIMENSION	C01-Y113	H. Y	CUSTOMER DWG NO.	NAME RH TYPE TERMINAL MALE	
01.09.10	NEW	C01-X871	H. Y	OFFICE	NAME RH TYPE TERMINAL MALE	
LET	DATE	REVISION RECORD NO.	CHKD	VENDOR	TRIAL PART NO.	
GENERAL TOLERANCE				VENDOR NO.		
	10MAX	50MAX	100MAX	250MAX	2500VR	ANGLE
A	±0.15	±0.2	±0.3	±0.5	±0.75	±30'
B	±0.2	±0.3	±0.55	±0.95	±1.4	±30'
◎	±0.3	±0.5	±0.8	±1.4	±2	±30'
SPECIFIED			MASS	g		
APPROVED		CHECKED	CHECKED	DESIGN	DRAWN	
H. Nishino		N. Sugita	K. Niho	MURAKAMI YOSHIDA	A. PACABIS ROMEL GALVAZ	
04.09.06		04.9.3	04.09.03	01.08.06	04.09.03	
PART NO. CH. CODE					7114-4415-02 ETC.	
DWG NO.					7114-4415-02:R	
SET DWG NO.						
YAZAKI CORPORATION						



PART NO. AND CH. CODE	D	(H1)	(H2)	W1	W2	APPLICABLE WIRE SEAL	APPLICABLE WIRE SIZE
						7114-4415-08	1.90
7114-4416-08	1.90	(2.20)	(3.13)	1.82	2.94	7158-3166-60	JASO YAZAKI (CAVUS) 0.5
						7158-3167-80	ISO (ACOME) 0.5 (UTW) JASO YAZAKI (CAVS) 0.5
						7158-3182-20	JASO (AESSX) 0.5F
7114-4417-08	1.65	(2.55)	(3.52)	1.96	3.10	7158-3167-80	JASO YAZAKI (CAVUS) 0.85
						7158-3168-80	ISO (ACOME) 0.75 (UTW) JASO YAZAKI (CAVS) 0.85

注記
1. 嵌合相手品番 : 7116-4487-08, 7116-4488-08, 7116-4489-08

NOTE
1. MATING PART NO. : 7116-4487-08, 7116-4488-08, 7116-4489-08



DETAIL C(10:1) (7114-4417-08)

ISSUE MARK

				CUSTOMER				MATERIAL SPEC. BRASS(t=0.2)				TREAT. GOLD PLATING & FIN. TIN PLATING			
				CUSTOMER PART NO.				CUSTOMER DWG NO.							
06/01/12				NEW				C06-Z040				S. K			
LET				DATE				REVISION RECORD				NO. CHKD			
				OFFICE				TRIAL PART NO.				NAME RH TYPE TERMINAL MALE			
				VENDOR								GOLD PLATING			
				VENDOR NO.											
				DWG TYPE				DWG SOURCE				PART NO. 7114-4415-08 ETC.			
A				±0.15				NEW				CH. CODE			
B				±0.2				06/01/12				DWG NO. 7114-4415-08:R			
C				±0.3				mm				SET DWG NO.			
SPECIFIED				MASS				DESIGN				DRAWN			
				g				T. MATSUNAGA				S. SANTOS			
				06. Jan 12				05/12/14				06/01/12			
								YAZAKI CORPORATION							