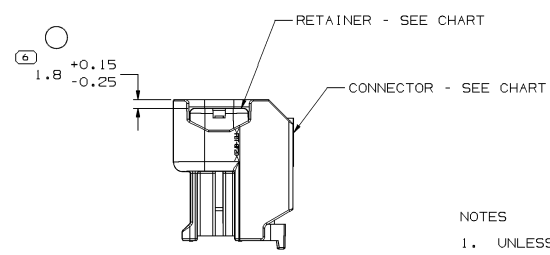
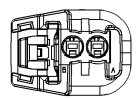
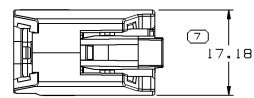
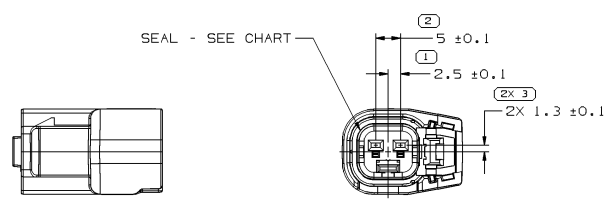
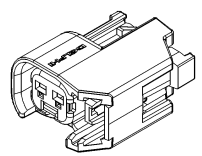
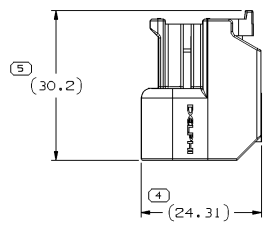


SYMBOL DEFINITION		MISSING SYMBOLS	
A DIMENSION WITHOUT AN INSPECTION REPORT SYMBOL DOES NOT REQUIRE INSPECTION. IT MAY BE CONTROLLED ON THE INDIVIDUAL COMPONENT DRAWING.	TOTAL NO OF INSPECTIONS REQUIRED	NO MISSING SYMBOL NUMBER	8
	LAST NO. USED		7

DWG STATUS				REVISION HISTORY				AUTH	DR	APV/D
DATE	STG	REV	N/P	CHG	ZONE					
01JUL04	R	01	-	-		15419715 - WAS SEPARATE DWG; 15497399 - RELEASED	255602	JTZ	JAA	RMF
29MR07	R	02	-	-		15419715 - UPDATED PDM ATTRIBUTES	400957	GLG	JVM	JGS
26JUN07	R	03	-	-		ALL PARTS - ADDED NOTE 10	401736	PH	PH	MJD
06DEC10	R	04	-	-		ALL PARTS - ADDED APPLICATION DATA NOTE	412807	VMP	VMP	VMP
18FEB13	R	05	-	-		ALL PARTS - ADDED PERFORMANCE REQUIREMENT NOTE	420169	JLP	JAA	DGL
02DEC15	R	06	-	-		ALL PARTS - DIM #6 WAS 1.8 ±0.15	431541	ORA	JVM	JFF



NOTES

- UNLESS OTHERWISE SPECIFIED AND/OR INDICATED:
DIMENSIONS ARE TO FACE OF VIEW SHOWN AND AUTOMATICALLY ROUNDED BY COMPUTER FOR INSPECTION (SEE MATH MODEL FOR PRECISE DIMENSIONS). FOR ALL OTHER DIMENSIONS NOT SHOWN BUT REQUIRED FOR TOOL BUILD, SEE MATH MODEL FOR PRECISE TOOL PATH DATA.
- SEALING CODE 4 - DESIGN WILL MEET REQUIREMENTS OF SAE/USCAR-2 CONNECTOR SYSTEM ENVIRONMENTAL TEST FLOWCHART (PRESSURE/VACUUM AND SUBMERSTION).
- THIS PART IS NOT CONTROLLED FOR AUTOMATIC FEEDING.
- PARTS ARE TO BE ASSEMBLED WITH THE SEAL AND RETAINER IN PLACE.
- PARTS ARE TO BE PACKAGED IN PROTECTIVE CONTAINERS WITH PLASTIC LINING TO AVOID ENTRY OF FOREIGN MATTER.
- THIS PRODUCT IS NOT CATEGORIZED AS AN APPEARANCE ITEM, MINOR IMPERFECTIONS INCLUDING, BUT NOT LIMITED TO, FLOW MARKS, COLOR BLEMISHES, GATE VESTIGE, AND SOFT FLASH THAT DO NOT AFFECT THE FIT, FORM, OR FUNCTION OF THE PART ARE PERMISSIBLE PER DPNP-4.7-CS-01.
- FOR APPLICATION DATA SEE THE INDIVIDUAL APPLICATION DRAWINGS.
- THIS CONNECTION MEETS OR EXCEEDS SAE/USCAR-2 AUGUST 1997, SECTION 5.3.1.2, TERMINAL DISENGAGE CRITERIA WITH THE APPLICATION OF A TERMINAL POSITION ASSURANCE (TPA) SECONDARY LOCK.

LINE DRAWN THROUGH A PART NUMBER INDICATES THAT PHYSICAL PARTS ARE NOT AVAILABLE FOR ORDERING.

PART NUMBERS THAT DO NOT HAVE A LINE PRESENT INDICATE THAT PHYSICAL PARTS ARE AVAILABLE FOR ORDERING.

CONTACT DELPHI SALES TO ASSURE AVAILABILITY OF PARTS.

DWG TYPE: PART DRAWING

STYLE: [Symbol]

VOLUME (QTY): [Symbol] DISTR CODE: [Symbol]

UNLESS OTHERWISE SPECIFIED

THIS DOCUMENT IS IN ACCORDANCE WITH ASME Y14.9M-1994 AS MODIFIED BY THE (M) GLOBAL DIMENSIONING AND TOLERANCING ADDENDUM-2001. SEPARATE PATTERNS OF FEATURES MAY BE DIMED SEPARATELY, REGARDLESS OF DATUM REFERENCES.

ALL DIMENSIONS ARE IN MILLIMETERS

REFERENCE: [Symbol]

THIRD ANGLE PROJECTION: [Symbol]

DO NOT SCALE: [Symbol]

USE MATH DATA: [Symbol]

DELPHI
DELPHI PACKAGED ELECTRICAL/ELECTRONIC ARCHITECTURE

WARREN, OH
COPYRIGHT 2004 DELPHI CORPORATION AND/OR ITS AFFILIATES. ALL RIGHTS RESERVED.
REVISED 2015

THIS DRAWING IS THE PROPERTY OF DELPHI CORPORATION AND CONTAINS DELPHI CONFIDENTIAL INFORMATION. THE REPRODUCTION, DISTRIBUTION AND UTILIZATION OF THIS DOCUMENT OR ITS RELATED AND WITH DATA, AS WELL AS COMMUNICATION OF ANY CONTENT TO OTHERS, WITHOUT EXPRESS AUTHORIZATION, IS PROHIBITED.

DR	DATE
APV01 PABLO TRONCOSO	06JL04
APV02 J. S. ALVARADO	09JL04
APV03 R.M. FETCENKO	13JL04
APV04	
APV05	

SUBSTANCES OF CONCERN AND RECYCLED CONTENT PER DELPHI 10949001

MATERIAL: SEE CHART

DRAWING NAME: TAXI ASM CONN F 6T 150 SLD

DRAWING NUMBER: 15497398

SIZE	SCALE	FRAME NO	SHEET NO	STG	REV	N/P
A1	2:1	1	1 OF 1	R	06	-

15497399	01	AD	15497400	15423276	15326236
15419715	03	AG	15423275	15423279	15326236
ASSEMBLY	REV	N/P	CONNECTOR	RETAINER	SEAL

DIMENSIONAL RANGE (MM)		SURFACE ET	
FROM	> 0	> 30	> 100
TO	20	100	150
		200	300
		400	
TOLERANCE UNLESS OTHERWISE SPECIFIED			
±0.15 ±0.2 ±0.3 ±0.4 ±0.5 ±0.6 ±0.8 ±1 ±1.2			
ANGULAR TOLERANCE ±2°			