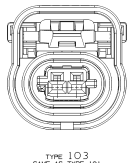
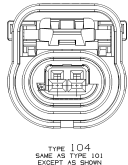


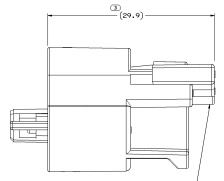
TYPE 102
SAME AS TYPE 101
EXCEPT AS SHOWN



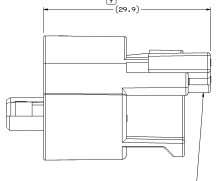
TYPE 103
SAME AS TYPE 101
EXCEPT AS SHOWN



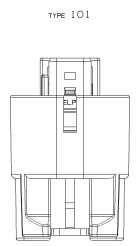
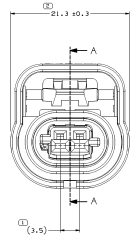
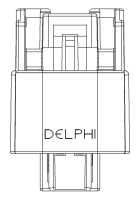
TYPE 104
SAME AS TYPE 101
EXCEPT AS SHOWN



CPA - SEE CHART
IN PRE-STAGED POSITION



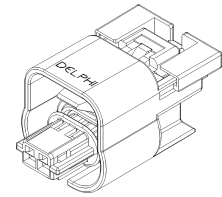
CPA - SEE CHART
IN PRE-STAGED POSITION



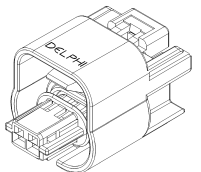
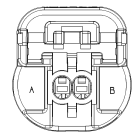
| PART NO. / 10 NO. | REV/IMP | STATUS | TYPE | CONNECTOR | PLR | CONN SEAL | CPA | RESTRICTED USAGE | REPLACED BY |
|-------------------|---------|--------|------|-----------|---------|-----------|----------|------------------|-------------|
| 1533601 | None | 100 | 103 | 1533616 | 1533689 | 1534790 | 15317832 | - | - |
| 1533616 | None | 101 | 103 | 1533616 | 1533689 | 1534790 | 15317832 | - | - |
| 1533616 | None | 102 | 103 | 1533616 | 1533689 | 1534790 | 15317832 | - | - |
| 1533616 | None | 103 | 103 | 1533616 | 1533689 | 1534790 | 15317832 | - | - |
| 1533616 | None | 104 | 103 | 1533616 | 1533689 | 1534790 | 15317832 | - | - |
| 1533616 | None | 105 | 103 | 1533616 | 1533689 | 1534790 | 15317832 | - | - |
| 1533616 | None | 106 | 103 | 1533616 | 1533689 | 1534790 | 15317832 | - | - |
| 1533616 | None | 107 | 103 | 1533616 | 1533689 | 1534790 | 15317832 | - | - |
| 1533616 | None | 108 | 103 | 1533616 | 1533689 | 1534790 | 15317832 | - | - |
| 1533616 | None | 109 | 103 | 1533616 | 1533689 | 1534790 | 15317832 | - | - |
| 1533616 | None | 110 | 103 | 1533616 | 1533689 | 1534790 | 15317832 | - | - |
| 1533616 | None | 111 | 103 | 1533616 | 1533689 | 1534790 | 15317832 | - | - |

- NOTES
- UNLESS OTHERWISE SPECIFIED AND/OR INDICATED:
DIMENSIONS ARE TO FACE OF VIEW SHOWN AND
DIMENSIONS INDICATED BY DIMENSION LINES FOR INSPECTION
AND DIMENSIONS NOT SHOWN BUT REQUIRED FOR TOOL
DESIGN, SEE WITH MODEL FOR PRECISE TOOL PATH DATA.
 - THIS CONNECTION MEETS OR EXCEEDS SAE/J1939-2 MAY 2004.
APPLICATION OF A TERMINAL POSITION ASSURANCE (TPA) SECONDARY LOCK.
APPLICATION OF A TERMINAL POSITION ASSURANCE (TPA) SECONDARY LOCK.
 - FOR APPLICATION DATA SEE THE INDIVIDUAL APPLICATION DRAWINGS.
 - THIS PRODUCT IS NOT CATEGORIZED AS AN APPEARANCE ITEM, MINOR
IMPERFECTIONS INCLUDING, BUT NOT LIMITED TO, FLOW MARKS, COLOR
BLENDS, DATE VESTING AND SURF PLAYS THAT DO NOT AFFECT THE
FIT, FORM, OR FUNCTION OF THE PART ARE PERMISSIBLE PER DWP-17-05-01.

| SYMBOL DEFINITION | TOTAL NO. OF REVISIONS | NO. MISSING SYMBOL NUMBERS | REVISION HISTORY |
|---|---------------------------|-------------------------------|------------------|
| A DIMENSION WITHOUT AN INSPECTION REPORT SYMBOL, AN ORDERING, REVISION, INSPECTION, OR WAIVER CONTROLLED BY THE INDIVIDUAL COMPONENT DRAWING. | 7 | | |
| DATE | | | |
| USER | | | |



(CPA INSTALLED)
VIEW SCALE DOES NOT
REFLECT ACTUAL PART SIZE



VIEW SCALE DOES NOT
REFLECT ACTUAL PART SIZE

DELPHI
GLOBAL POWER ELECTRIC SYSTEMS DIVISION

DATE: 15336016
REV: 1

15336016

15336016

12336016