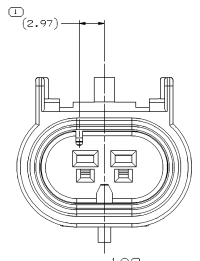

TYPE 102
OPTIONAL CONSTRUCTION

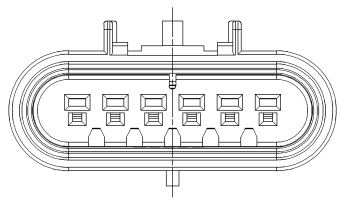

TYPE 106
OPTIONAL CONSTRUCTION

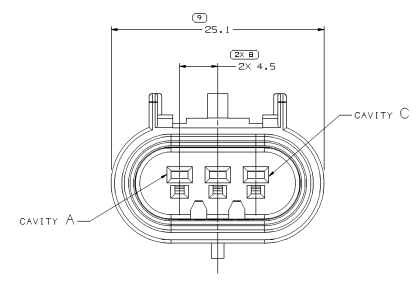

TYPE 103
SAME AS TYPE 102
EXCEPT AS SHOWN

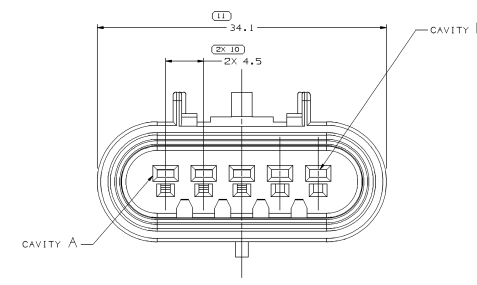

TYPE 107
SAME AS TYPE 105
EXCEPT FOR CAVITIES
D & E ARE BLOCKED

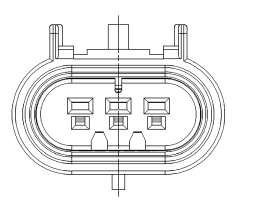

TYPE 103
OPTIONAL CONSTRUCTION

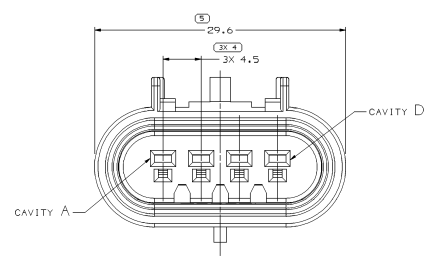

TYPE 104
SAME AS TYPE 102
EXCEPT AS SHOWN

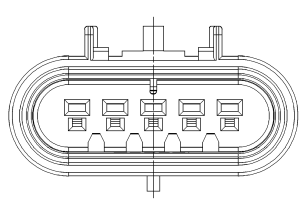

TYPE 104
OPTIONAL CONSTRUCTION

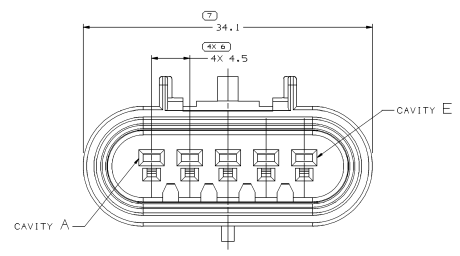

TYPE 105
SAME AS TYPE 102
EXCEPT AS SHOWN

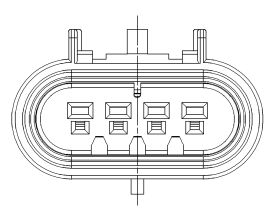

TYPE 105
OPTIONAL CONSTRUCTION

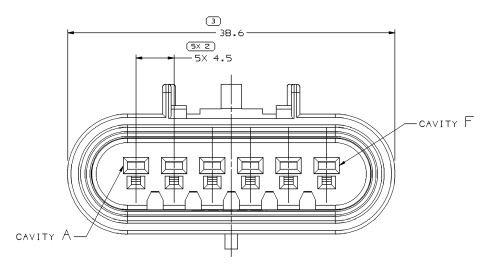

TYPE 106
SAME AS TYPE 102
EXCEPT AS SHOWN

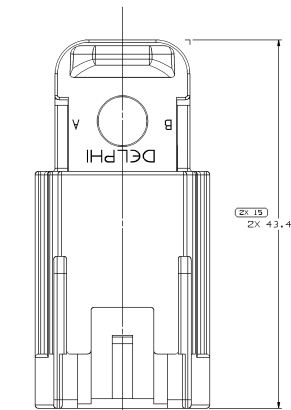

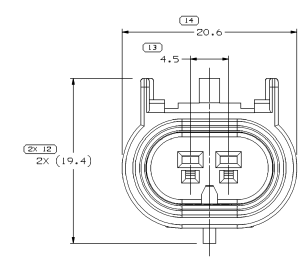

TYPE 102

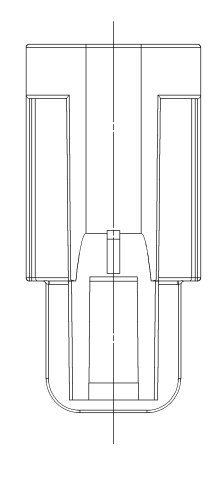

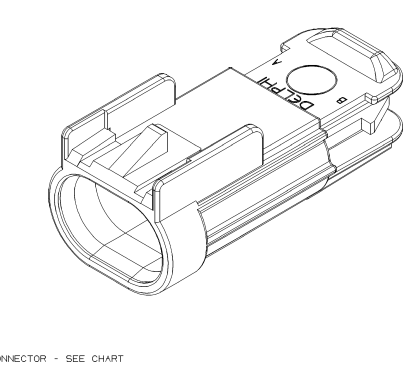

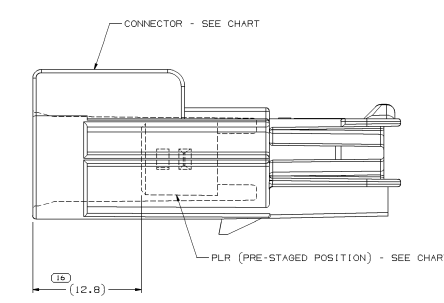

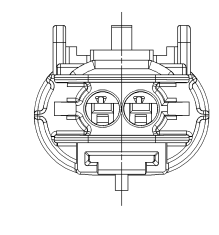

SYMBOL DEFINITION			MISSING SYMBOLS
A DIMENSION WITHOUT AN INSPECTION REPORT SYMBOL ( ) DOES NOT REQUIRE INSPECTION. IT MAY BE CONTROLLED ON THE INDIVIDUAL COMPONENT DRAWING.	TOTAL NO OF INSPECTIONS REQUIRED	29	17-18
	LAST NO. USED	18	

DATE	STG	REV	N/P	CHG	ZONE	REVISION HISTORY	AUTH	DR	APVD 1	APVD 2
04NO99	R	001	-	-		CLARED REVISION COLUMN; ALL PARTS - REVISED GRAPHICS	197500	PHC	JBS	NC
03JA00	R	002	-	-		ALL PARTS REVISED, (19.4) WAS 19.4	198070	JHH	JHH	NC
27MR00	R	003	-	-		ALL PARTS - REVISED PLR	199420	KBD	KBD	NC
20AP00	R	004	-	-		ALL PARTS - ADDED (12.8) DIM & REMOVED 30.6 & 30.6 DIMS	199528	EVV	NVA	NC
29MR01	R	005	-	-		ALL PARTS - REVISED NOTES	206589	KBD	KBD	NJC
29MR01	R	006	-	-		15397579 - RELEASED	207607	KBD	KBD	NJC
22FE02	R	007	-	-		ALL PARTS - ADDED TPA MATING PART INFORMATION	220843	EVV	EVV	AH
13JA04	R	08	-	-		ADDED 15485648 AND REVISED NOTE 3	249215	BRB	BRB	LN
13JA04	R	08	-	-		ADDED 15487755	250452	BRB	BRB	LN
06MY04	R	09	-	-		CORRECTED ASSEMBLIES - 15326820,15485648, 15487755.	254724	LLJ	LLJ	LN
10AU04	R	10	-	-		ALL PARTS - ADDED CAVITY PLUG NOTE; ADDED PART 13510099	257917	RH	RH	LN
01DE04	R	11	-	-		15326806 - UPDATED PDM ATTRIBUTES	261604	HAN	HAN	NJC
04JA05	R	12	-	-		13519049, 13519053 - RELEASED	262679	ADK	ADK	LN
07FE05	R	13	-	-		13519592 - RELEASED	264260	JPB	JVM	PYP
29JN05	R	14	-	-		RELEASED 13533785	269268	JEB	JEB	LN
18OC05	R	15	-	-		ALL PARTS - ADDED "CONN COLOR" COLUMN TO CHART; 15326806, 15326827 & 15326820 - CHANGED STATUS TO RESTRICTED AND ADDED "REPLACED BY" PART NUMBER; 13519592 - OBSOLETE; 13546698 - RELEASED	273303	CJP	CJP	LN
13FE06	R	16	-	-		UPDATED PDM ATTRIBUTES	277480	TS	TS	SM
17AP06	R	17	-	-		13510099 - UPDATED PDM ATTRIBUTES	279594	JBD	AUG	SRW
04AP07	R	18	-	-		15326806, 15326813, 15326820, 15326827 & 15326833 - UPDATED PDM ATTRIBUTES	401052	EFS	JVM	PYP
21AU07	R	19	-	-		13662835 - RELEASED	402163	ECB	AUG	KAF
04SE07	R	20	-	-		ALL PARTS - ADDED APPLICATION DATA NOTE AND REMOVED MATING COMP & ACCEPTED COMP INFORMATION - 13662836 WAS 15397576	402264	NM	NM	KAF
15NO07	R	21	-	-		ALL PARTS - ADDED "PLR" COLUMN TO CHART	402964	GLG	AUG	KAF
27MR09	R	22	-	-		ALL PARTS - ADDED RESTRICTED USAGE COL TO CHART, UPDATED CONN AND REMOVED MAT'L SPEC COLUMN OF CHART; 15326833 - WAS REPLACED BY 15397579 AND RESTRICTED	407683	EFS	FKV	RAP
14JL09	R	23	-	-		15326806 - CONNECTOR WAS 15326805; 15326820 - CONNECTOR WAS 15326819; 15326833 - CONNECTOR WAS 15326832; 15326813,15326827,15397579,15485648, 15487755,13510099,13519049,13519053, 13519592,13533785,13546698 & 13662835 - REVISED GRAPHICS	408216	TBR	TBR	RAP
17AU09	R	24	-	-		15326806 - CONNECTOR WAS 13510098; 15326820 - CONNECTOR WAS 15487757; 15326833 - CONNECTOR WAS 15397576	408658	TBR	JAA	RAP
03NO09	R	25	-	-		15326806,15326820 & 15326833 - WERE RESTRICTED USAGE AND REMOVED REPLACED PART NUMBER	409355	EGR	GLG	VWR
10FE10	R	26	-	-		13806459 & 13806465 RELEASED	409885	MHS	MHS	MHS
28OC11	R	27	-	-		ALL ACTIVE PARTS - ADDED "USCAR TERMINAL DISENGAGE CRITERIA" NOTE & REMOVED "CONN COLOR" COLUMN	415868	JRL	JRL	DGL
15NO11	R	28	-	-		13916497 - RELEASED	416074	AHY	JVM	JRV
02AP12	R	29	-	-		13954186 - RELEASED	417631	CBG	CBG	AMG
21NO12	R	30	-	-		ALL PARTS: ADDED OPTIONAL CONSTRUCTION	420526	RNL	RNL	MHS
13JA14	R	31	-	-		33132232 - RELEASED	424770	JVR	GLG	JF
04FE15	R	32	-	-		33179418 - RELEASED	428700	JSN	ERB	JSM
19JA17	R	33	-	-		33132232 - REMOVED FROM TAXI DRAWING (ADDED INCORRECTLY) IS ALREADY PART OF TAXI 15326959, NO REV LEVER ADVANCE REQUIRED.	435460	GLG	GLG	ACV

NOTES

1. UNLESS OTHERWISE SPECIFIED AND/OR INDICATED:

   DIMENSIONS ARE TO FACE OF VIEW SHOWN AND AUTOMATICALLY ROUNDED BY COMPUTER FOR INSPECTION (SEE MATH MODEL FOR PRECISE DIMENSIONS). FOR ALL OTHER DIMENSIONS NOT SHOWN BUT REQUIRED FOR TOOL BUILD, SEE MATH MODEL FOR PRECISE TOOL PATH DATA.

2. FOR APPLICATION DATA SEE THE INDIVIDUAL APPLICATION DRAWINGS.

3. THIS PRODUCT IS NOT CATEGORIZED AS AN APPEARANCE ITEM, MINOR IMPERFECTIONS INCLUDING, BUT NOT LIMITED TO, FLOW MARKS, COLOR BLEMISHES, GATE VESTIGE, AND SOFT FLASH THAT DO NOT AFFECT THE FIT, FORM, OR FUNCTION OF THE PART ARE PERMISSIBLE PER EANP_4-3_CS_01_EN.

4. THIS CONNECTION MEETS OR EXCEEDS SAE/ USCAR-2 AUGUST 1997, SECTION 5.3.1.2, TERMINAL DISENGAGE CRITERIA WITH THE APPLICATION OF A TERMINAL POSITION ASSURANCE (TPA) SECONDARY LOCK.

PART NO	ID	REV	N/P	TYPE	CONNECTOR	PLR	REPLACED BY	RESTRICTED USAGE
-	-	-	-	-	-	-	-	-
~~33179418~~	-	01	-	105	33179416	15326824 / ID404319	♦	♦
13954186	-	01	AA	103	13954116	15326810 / ID404322	-	-
~~13916497~~	-	01	AA	106	13915190	15326937 / ID404318	-	-
13806459	-	01	AB	102	13806438	15326803 / ID404318	-	-
13806465	-	01	AB	104	13806439	15326817 / ID404318	-	-
13662835	-	01	AE	106	13662836	15326937 / ID404318	-	-
13546698	-	01	AE	102	13546697	15326803 / ID404323	-	-
13533785	-	01	AF	102	13534233	15326803 / ID404323	-	-
~~13519592~~	-	01	AC	107	13519591	15326824 / ID404319	-	-
13519053	-	01	AF	105	13519052	15326824 / ID404319	-	-
13519049	-	01	AF	103	13519048	15326810 / ID404322	-	-
13510099	-	01	AH	102	13510098	15326803 / ID404323	-	-
15487755	-	01	AH	104	15487757	15326817 / ID404321	-	-
15485648	-	01	AH	104	15485650	15326817 / ID404321	-	-
15397579	-	01	AH	106	15397576	15326937 / ID404318	-	-
15326833	ID404618	03	AN	106	15326832 / ID404324	15326937 / ID404318	13519053	RESTRICTED
15326827	ID404617	03	AL	105	15326826 / ID404325	15326824 / ID404319	-	-
15326820	ID404616	03	AP	104	15326819 / ID404326	15326817 / ID404321	-	-
15326813	ID404615	03	AL	103	15326812 / ID404327	15326810 / ID404322	-	-
15326806	ID404614	03	AP	102	15326805 / ID404328	15326803 / ID404323	-	-

A LINE DRAWN THROUGH A PART NUMBER INDICATES THAT PHYSICAL PARTS ARE NOT AVAILABLE FOR ORDERING.
PART NUMBERS THAT DO NOT HAVE A LINE PRESENT INDICATE THAT PHYSICAL PARTS ARE AVAILABLE FOR ORDERING.
CONTACT DELPHI SALES TO ASSURE AVAILABILITY OF PARTS.

DWG TYPE: PART DRAWING

UNLESS OTHERWISE SPECIFIED
THIS DOCUMENT IS IN ACCORDANCE WITH ASME Y14.5M-1994 AS AMENDED BY THE GM GLOBAL DIMENSIONING AND TOLERANCING ADDENDUM - 1997. ALL GEOMETRIC TOLERANCES AND RELATED DATUMS APPLY RFS. RULE #1 (PERFECT FORM AT MMC) DOES NOT APPLY WHEN RELATIONSHIP BETWEEN FEATURES IS ESTABLISHED BY ORIENTATION OR LOCATION TOLERANCES. SEPARATE POSITION CALLOUTS MAY BE GAGED SEPARATELY, REGARDLESS OF DATUM REFERENCE.
ALL DIMENSIONS ARE IN MILLIMETERS

(9) PROCESS SENSITIVE DIMENSION
DIMENSIONS ENCLOSED IN ( ) INDICATE REFERENCE DIMENSIONS AND NO TOLERANCE LIMITS ARE ESTABLISHED

DIMENSIONAL RANGE (MM) FROM	> 0	> 20	> 30	> 70	> 100	> 150	> 200	> 250	> 300
TO	20	30	70	100	150	200	250	300	400
TOLERANCE UNLESS OTHERWISE SPECIFIED (CHART E1)	±0.15	±0.2	±0.3	±0.4	±0.5	±0.6	±0.8	±1	±1.2

ANGULAR TOLERANCE ±2°

THIRD ANGLE PROJECTION — DO NOT SCALE — USE MATH DATA — NX

DELPHI
DELPHI CORPORATION
TROY, MI 48098
COPYRIGHT 1997 DELPHI CORPORATION AND/OR ITS AFFILIATES. ALL RIGHTS RESERVED.
REVISED 2017
THIS DRAWING IS THE PROPERTY OF DELPHI CORPORATION AND CONTAINS DELPHI CONFIDENTIAL INFORMATION. THE REPRODUCTION, DISTRIBUTION AND UTILIZATION OF THIS DOCUMENT OR ITS RELATED CAD MATH DATA, AS WELL AS COMMUNICATION OF ANY CONTENT TO OTHERS, WITHOUT EXPRESS AUTHORIZATION, IS PROHIBITED.

		DATE
DR		
APVD1	M. MCCALL	16JL97
APVD2	M. MCCALL	16JL97
APVD3	M. CHUPAK	25JL97
APVD4		
APVD5		

SUBSTANCES OF CONCERN AND RECYCLED CONTENT PER DELPHI 10949001

MATERIAL: SEE DRAWING

DRAWING NAME: TAXI ASM CONN M GT 150 SLD

DRAWING NUMBER: 15326962

SIZE	SCALE	FRAME NO	SHEET NO	STG	REV	N/P
A1x4	5:1	1 OF 1	1 OF 1	R	33	-

DRAWING NUMBER: 15326962

SIZE	SCALE	FRAME NO	SHEET NO	STG	REV	N/P
A1x4	5:1	2 OF 1	1 OF 1	R	33	-

15326962