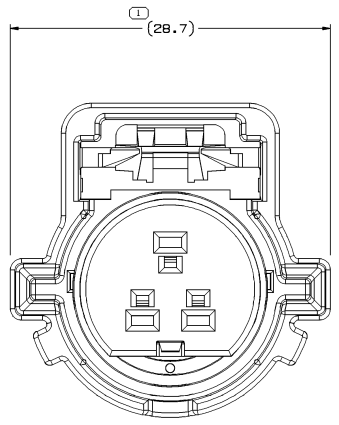


TYPE 102
SAME AS TYPE 101
EXCEPT AS SHOWN

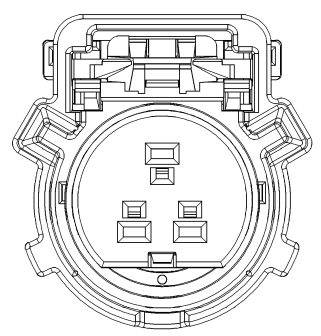

TYPE 105
SAME AS TYPE 101
EXCEPT AS SHOWN

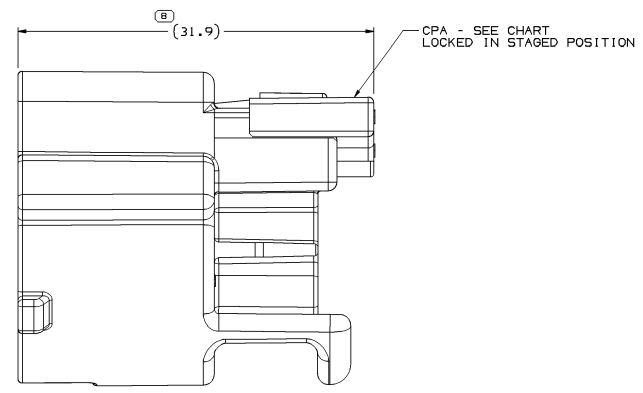


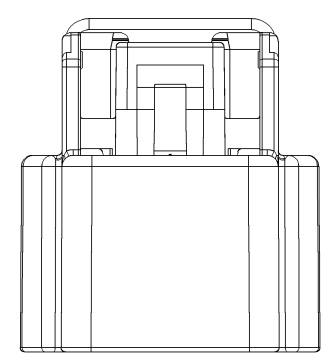

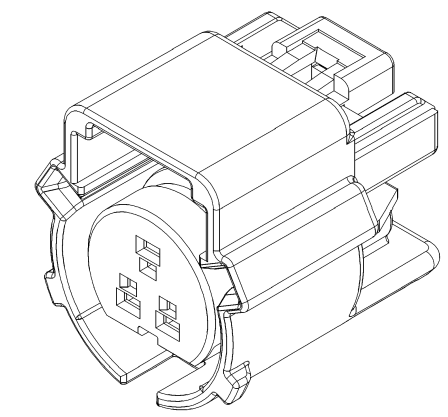

| SYMBOL DEFINITION | | | MISSING SYMBOLS |
|---|---|---|---|
| A DIMENSION WITHOUT AN INSPECTION REPORT SYMBOL ( ) DOES NOT REQUIRE INSPECTION. IT MAY BE CONTROLLED ON THE INDIVIDUAL COMPONENT DRAWING. | TOTAL NO OF INSPECTIONS REQUIRED | 8 | NO MISSING SYMBOL NUMBER |
| | LAST NO. USED | 8 | |

| DWG STATUS DATE | STG | REV | N/P | CHG | ZONE | REVISION HISTORY | AUTH | DR | APVD 1 | APVD 2 |
|---|---|---|---|---|---|---|---|---|---|---|
| 02MR05 | R | 01 | - | - | | WAS PE135472 AND RELEASED | 265224 | JBD | FKV | MJD |
| 30JN05 | R | 02 | - | - | | REVISED GRAPHICS & "PART ACCEPTS" NOTE TO SHOW NEW TERMINAL P/N (WAS 12191818) | 268855 | RJD | RJD | MJD |
| 12JN06 | R | 03 | - | - | | 13589761 - RELEASED | 281407 | RH | RH | MJD |
| 04AU06 | R | 04 | - | - | | ADDED CPA 15317832 TO NOTE 4 - ADDED NOTES 5 AND 6 REGARDING CPA PERFORMANCE | 283041 | MM | MM | MJD |
| 22MR07 | R | 05 | - | - | | 13512092 - UPDATED PDM ATTRIBUTES | 400922 | JBD | JVM | GGI |
| 16NO11 | R | 06 | - | - | | ALL PARTS - ADDED PERFORMANCE REQUIREMENT AND APPLICATION DATA NOTES | 415960 | AJP | JVM | DGL |
| 30AP12 | R | 07 | - | - | | 13589761 - CORRECTED CPA CALLOUT | 417943 | CER | JVM | OAF |

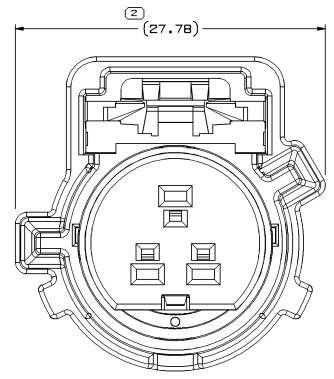


TYPE 104
SAME AS TYPE 101
EXCEPT AS SHOWN

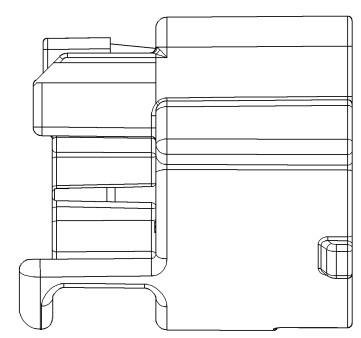

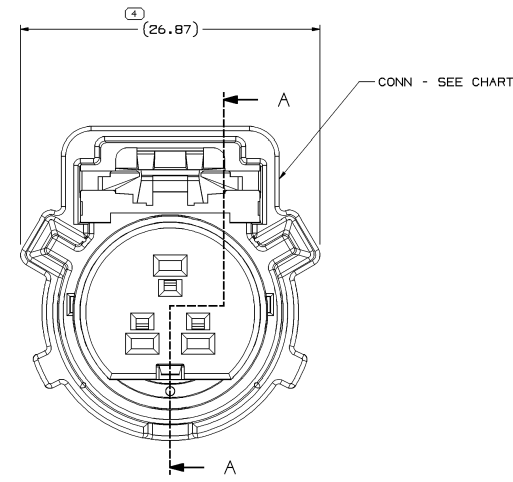


TYPE 101

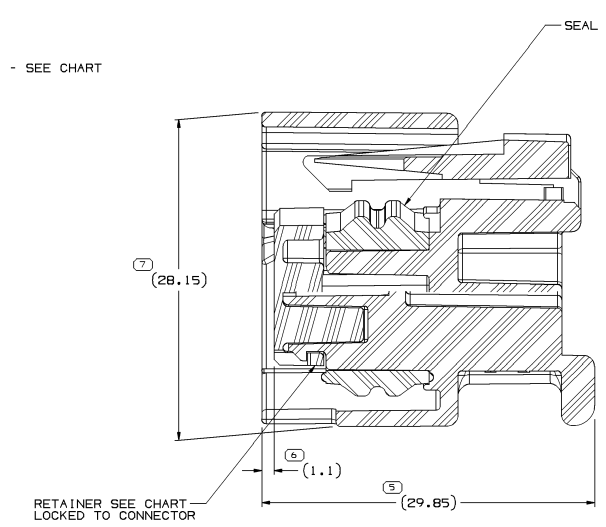


SECTION A-A

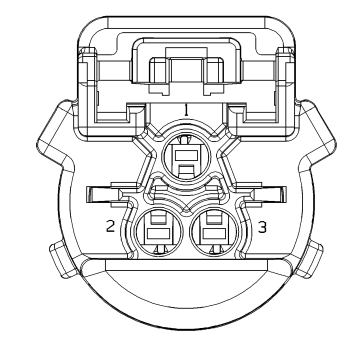


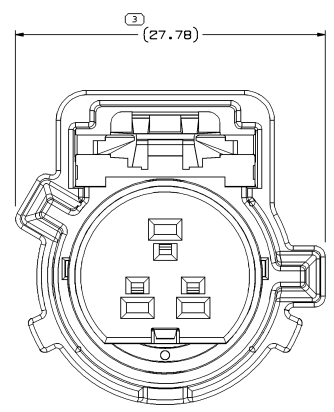


TYPE 103
SAME AS TYPE 101
EXCEPT AS SHOWN

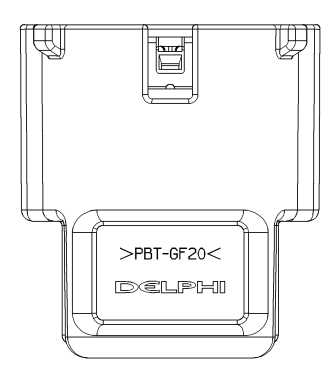


NOTES

1. UNLESS OTHERWISE SPECIFIED AND/OR INDICATED:
DIMENSIONS ARE TO FACE OF VIEW SHOWN AND AUTOMATICALLY ROUNDED BY COMPUTER FOR INSPECTION (SEE MATH MODEL FOR PRECISE DIMENSIONS). FOR ALL OTHER DIMENSIONS NOT SHOWN BUT REQUIRED FOR TOOL BUILD, SEE MATH MODEL FOR PRECISE TOOL PATH DATA.

2. SEALING CODE 4 - DESIGN WILL MEET REQUIREMENTS OF SAE/USCAR-2 CONNECTOR SYTEM ENVIRONMENTAL TEST FLOWCHART (PRESSURE/VACUUM AND SUBMERSION).

3. THIS CONNECTION MEETS OR EXCEEDS SAE/USCAR-2 AUGUST 1997; SECTION 5.3.1.2; TERMINAL DISENGAGE CRITERIA WITH THE APPLICATION OF A TERMINAL POSITION ASSURANCE (TPA) SECONDARY LOCK

4. FOR APPLICATION DATA SEE THE INDIVIDUAL APPLICATION DRAWINGS.

| PART NO | REV | N/P | STATUS | TYPE | CONN | RETAINER | SEAL | CPA |
|---|---|---|---|---|---|---|---|---|
| 13589761 | 01 | AC | - | 105 | 13512085 | 13512090 | 13512089 | 15317832 |
| 13512095 | 02 | AB | - | 104 | 13512088 | 13512090 | 13512089 | - |
| 13512094 | 02 | AB | - | 103 | 13512087 | 13512090 | 13512089 | - |
| 13512093 | 02 | AB | - | 102 | 13512086 | 13512090 | 13512089 | - |
| 13512092 | 02 | AC | - | 101 | 13512085 | 13512090 | 13512089 | - |

DRAWING NUMBER 13512091
SIZE A1x3 | SCALE 5:1 | FRAME NO 2 OF 2 | SHEET NO 1 OF 1 | STG R | REV 07 | N/P -

DWG TYPE: PART DRAWING
STYLE:
VOLUME (CM³):
DISTR CODE: D

UNLESS OTHERWISE SPECIFIED
THIS DOCUMENT IS IN ACCORDANCE WITH ASME Y14.5M-1994 AS AMENDED BY THE GM GLOBAL DIMENSIONING AND TOLERANCING ADDENDUM-2001. SEPARATE PATTERNS OF FEATURES MAY BE GAGED SEPARATELY REGARDLESS OF DATUM REFERENCES.
ALL DIMENSIONS ARE IN MILLIMETERS

REFERENCE

THIRD ANGLE PROJECTION
DO NOT SCALE
USE MATH DATA
CAD NX

DELPHI
DELPHI PACKARD ELECTRICAL/ELECTRONIC ARCHITECTURE
WARREN, OH

| | | DATE |
|---|---|---|
| DR | | |
| APVD1 | J. R. BARRIENTOS | 09MR05 |
| APVD2 | FCO. KOPCA | 10MR05 |
| APVD3 | M. DEMONICA | 11MR05 |
| APVD4 | | |
| APVD5 | | |

SUBSTANCES OF CONCERN AND RECYCLED CONTENT PER DELPHI 10949001

MATERIAL: SEE CHART

DRAWING NAME: TAXI ASM CONN F GT 150 SLD

DRAWING NUMBER: 13512091

| SIZE | SCALE | FRAME NO | SHEET NO | STG | REV | N/P |
|---|---|---|---|---|---|---|
| A1x3 | 5:1 | 1 OF 2 | 1 OF 1 | R | 07 | - |

13512091