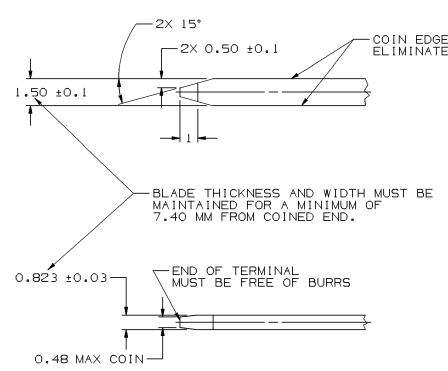

MATERIAL SPECIFICATIONS

RECOMMENDED

BASE METAL - CDA-210, EXTRA SPRING TEMPER

PLATING - 0.005±0.0025 MM THICK TIN

MINIMUMS

ELECTRICAL CONDUCTIVITY - ≥ 20% IACS AT 20°C. USE OF A MATERIAL WITH CONDUCTIVITY < 20% IACS MUST BE APPROVED BY PACKARD ELECTRIC MATERIALS ENGINEERING.

TENSILE STRENGTH - 407 MPa

PLATING - FOR LOW ENERGY (≤5v) AND NON-PASSENGER COMPARTMENT POWER CIRCUITS, 0.005±0.0025 MM THICK TIN. FOR MATERIALS CONTAINING 10% OR MORE ZINC, AN UNDERPLATE OF COPPER 0.005±0.0025 MM THICK IS REQUIRED.

MATING BLADE INFORMATION

SCALE 8:1

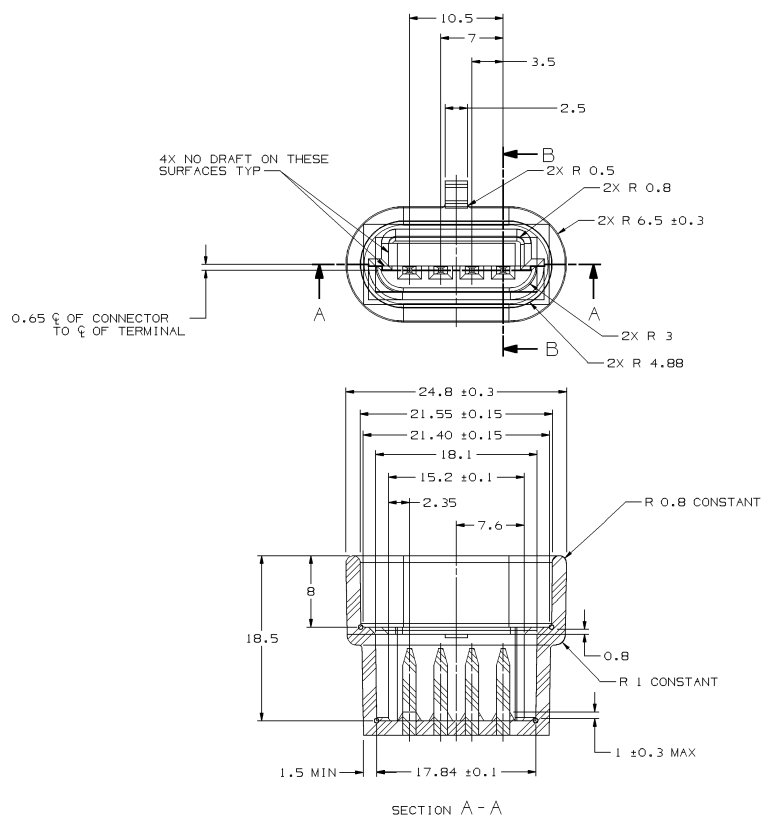

SECTION A-A

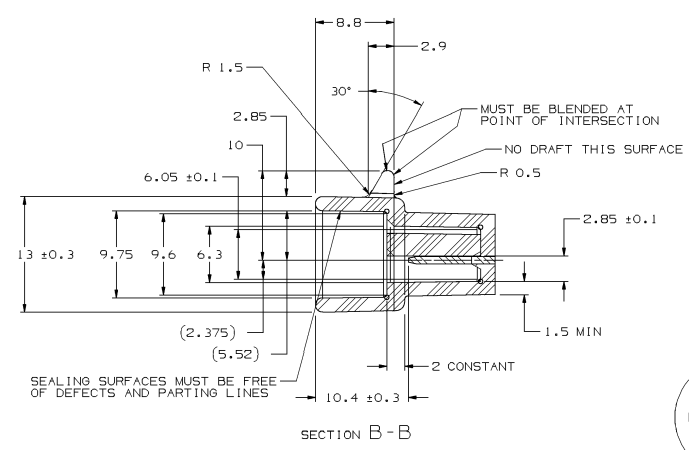

SECTION B-B

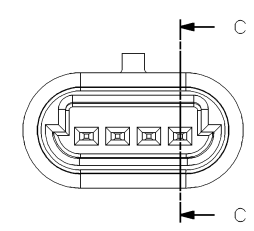

OPTIONAL CONSTRUCTION

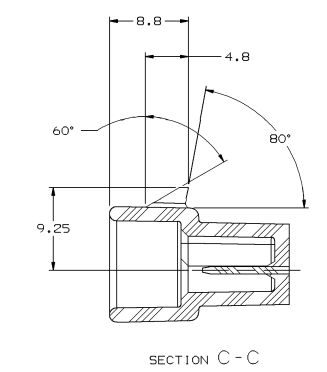

SECTION C-C

OPTIONAL CONSTRUCTION

NOTES:

1. UNLESS OTHERWISE SPECIFIED AND/OR INDICATED:
   DIMENSIONS ARE TO FACE OF VIEW SHOWN AND AUTOMATICALLY ROUNDED BY COMPUTER FOR INSPECTION. (SEE MATH MODEL FOR PRECISE DIMENSION)
   FOR ALL OTHER DIMENSIONS NOT SHOWN BUT REQUIRED FOR TOOL BUILD, SEE MATH MODEL FOR PRECISE TOOL PATH DATA.
   ALL RADII 0.40
   DRAFT IS 1° ON ALL OUTSIDE SURFACES
2. RECOMMENDED MATERIAL: GLASS REINFORCED NYLON OR POLYESTER

MATING CONNECTOR INFORMATION

SYMBOL DEFINITION			MISSING SYMBOLS
A DIMENSION WITHOUT AN INSPECTION REPORT SYMBOL ⬭ DOES NOT REQUIRE INSPECTION. IT MAY BE CONTROLLED ON THE INDIVIDUAL COMPONENT DRAWING.	TOTAL NO OF INSPECTIONS REQUIRED	15	NO MISSING SYMBOL NUMBER
	LAST NO. USED	15	

DWG STATUS DATE	STG	REV	N/P	CHG	ZONE	REVISION HISTORY	AUTH	DR	APVD 1	APVD 2
02MR99	R	001	-	-		CLEARED REV COLUMN; 15324665 - RELEASED	990005	GEG	GMC	JR
12OC00	R	002	-	-		15394088 - RELEASED	000005	EGR	GEG	JR
05MR01	R	003	-	-		15405971 - RELEASED	206080	EGR	RCH	JR
12AP01	R	004	-	-		ADDED OPTIONAL CONSTRUCTION	208531	CJC	CJC	JM
18AP02	R	005	-	-		15405971 - CABLE SEAL WAS 15394067 - GRA LT	221103	LEG	GEG	JR
11AP03	R	06	-	-		12186695 & 12186829 - OBSOLETE	238040	RCH	RCH	JR
13OC03	R	07	-	-		CORRECTED P/N 12162188 REVISION LEVEL FROM C TO B1	247271	LMB	LMB	BG
03JA14	R	08	-	-		ALL ACTIVE PARTS - ADDED LUBEWELL LUBRICANT NOTE	424998	JVR	JVM	KRM
21FE17	R	09	-	-		15324384-85 - UPDATED PART AVAILABILITY	435768	JTV	JTV	AC

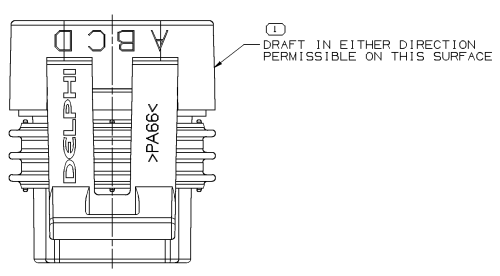

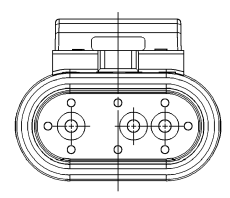

TYPE 105
SAME AS TYPE 101 EXCEPT AS SHOWN

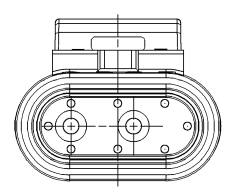

TYPE 102
SAME AS TYPE 101 EXCEPT AS SHOWN

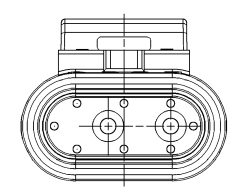

TYPE 103
SAME AS TYPE 101 EXCEPT AS SHOWN

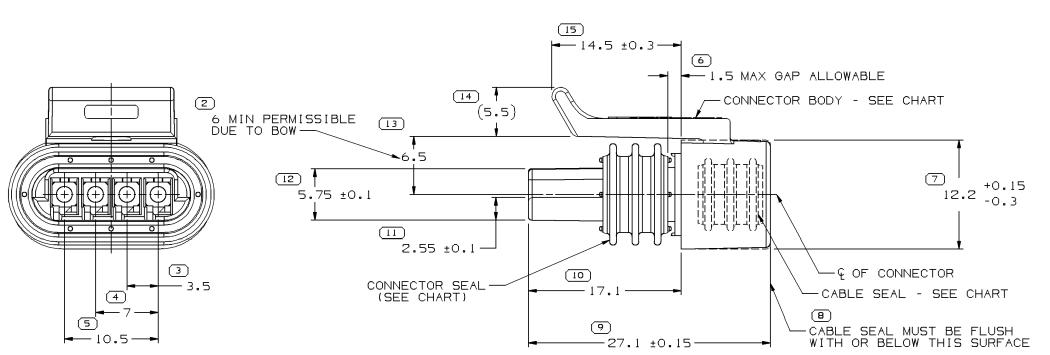

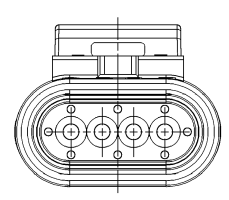

TYPE 101

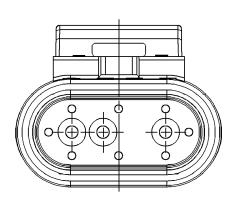

TYPE 104
SAME AS TYPE 101 EXCEPT AS SHOWN

DRAWING NUMBER							
12162268							
SIZE A1x3	SCALE 4:1	FRAME NO 2 OF 2	SHEET NO 1 OF 1	STG R	REV 09	N/P -	

NOTES:

1. UNLESS OTHERWISE SPECIFIED AND/OR INDICATED:
   DIMENSIONS ARE TO FACE OF VIEW SHOWN AND AUTOMATICALLY ROUNDED BY COMPUTER FOR INSPECTION. (SEE MATH MODEL FOR PRECISE DIMENSION)
   FOR ALL OTHER DIMENSIONS NOT SHOWN BUT REQUIRED FOR TOOL BUILD, SEE MATH MODEL FOR PRECISE TOOL PATH DATA.
2. WHEN PARTS ARE SHIPPED, THEY MUST BE PACKED IN PLASTIC BAGS OR SHIPPING CONTAINERS MUST BE LINED WITH PLASTIC LINERS. BAGS OR LINERS MUST BE SEALED TO AVOID ENTRY OF FOREIGN MATTER
3. FOR LEAD LENGTH CALCULATIONS, DISTANCE FROM MATING END OF CONNECTOR TO FRONT OF CABLE CORE IS 10.15/7.05
4. SEALING CODE 3

   DESIGN WILL PASS SALT FOG AND INMERSION TEST AFTER CONDITIONING AS SPECIFIED IN ESA-664 (WEATHER-PACK), ESA-710 (METRI-PACK), ESA-650 (UNDERHOOD MICRO-PACK), C-4006 (WORLD CONNECTOR), ETC. - WHEN MATED TO MATING PART OR EQUIVALENT
5. FOR PARTS NUMBERS WITH ADHESIVE, USE PM003510 OR ADHESIVE APPROVED BY MATERIALS ENGINEERING TO GLUE CONNECTOR SEAL TO CONNECTOR
6. S-60-T LUBEWELL LUBRICANT CAN BE USED AS AN AUXILIARY SUPPORT ON THE CABLE INSTALLATION PROCESS.
7. FOR APPLICATION DATA SEE THE INDIVIDUAL APPLICATION DRAWINGS.

P/N WITH ADHESIVE	REV	N/P	P/N WITHOUT ADHESIVE	REV	N/P	TYPE	BLOCKED CAVITIES	CONNECTOR	CONNECTOR SEAL	CABLE SEAL & COLOR
			15405971	02	AA	105	B	12162187	12040756	15422575 - PURPLE
			15394088	01	AA	104	C	12162187	12040756	15394067 - GRA LT
			15324665	01	AA	101	NONE	15324666	12040756	12040757 - GREEN
			~~15324385~~	A2	-	103	A, C	12162187	12040756	15324383 - DK RED
			~~15324384~~	A2	-	102	B, D	12162187	12040756	15324383 - DK RED
~~12186695~~	B2		~~12186829~~	A2	-	101	NONE	12162187	12186823	12110186 - ORANGE
			12186395	A1	-	103	A, C	12186391	12040756	12186296 - PURPLE
			12186394	A1	-	102	B, D	12162187	12040756	12186296 - PURPLE
			12162191	B1	-	101	NONE	12162187	12040756	12124886 - BLUE
			12162190	B1	-	101	NONE	12162187	12040756	12110186 - ORANGE
			12162189	B1	-	101	NONE	12162187	12040756	12078081 - TAN
			12162188	B2	-	101	NONE	12162187	12040756	12040757 - GREEN

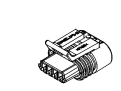

PART DRAWING

UNLESS OTHERWISE SPECIFIED

DISTR CODE D

DO NOT SCALE

USE MATH DATA

DELPHI CORPORATION
TROY, MI 48098

COPYRIGHT 1994 DELPHI CORPORATION AND/OR ITS AFFILIATES.
ALL RIGHTS RESERVED.
REVISED 2017
THIS DRAWING IS THE PROPERTY OF DELPHI CORPORATION AND CONTAINS DELPHI CONFIDENTIAL INFORMATION. THE REPRODUCTION, DISTRIBUTION AND UTILIZATION OF THIS DOCUMENT OR ITS RELATED CAD MATH DATA, AS WELL AS COMMUNICATION OF ANY CONTENT TO OTHERS, WITHOUT EXPRESS AUTHORIZATION, IS PROHIBITED.

		DATE
DR		
APVD1	BRIAN K. DEW	03FE94
APVD2	BRIAN K. DEW	03FE94
APVD3	S. J. VUKMER	08FE94
APVD4		
APVD5		

SUBSTANCES OF CONCERN AND RECYCLED CONTENT PER DELPHI-A 10949001

MATERIAL
SEE DWG

DRAWING NAME
TAXI ASM CONN F M/P 150.2 SLD

DRAWING NUMBER
12162268

SIZE	SCALE	FRAME NO	SHEET NO	STG	REV	N/P
A1x3	4:1	1 OF 2	1 OF 1	R	09	-

15162268