SYMBOL DEFINITION	MISSING SYMBOLS	
A DIMENSION WITHOUT AN INSPECTION REPORT SYMBOL DOES NOT REQUIRE INSPECTION. IT MAY BE CONTROLLED ON THE INDIVIDUAL COMPONENT DRAWING.	TOTAL NO OF INSPECTIONS REQUIRED	6
	LAST NO. USED	6

DWG STATUS						REVISION HISTORY	NOTE	BY	APPROVED
DATE	STS	REL	N/P	DSR	DWN				
08NOV03	R	01	-	-	-	CLEARED REV COLUMN, ALL ACTIVE PARTS - ADDED DIMENSIONS (2 PLCS) AND REVISED WITOM CONNECTOR GRAPHICS	213MOS	MH	DSH RC
14FEB07	R	02	-	-	-	1.3 MAX GAP ALLOWABLE WAS 1.0 ±0.3 MAX GAP ALLOWABLE	4395230	MM	MM MPP
07AUG08	R	03	-	-	-	ALL PARTS - ADDED APLICATION DATA NOTE; 12129927 - REINSTATED AND RESTRICTED	4989307	CBG	JAY PHB
28JAN11	R	04	-	-	-	12862240 - RELEASED	4121194	MPC	JAY DEB

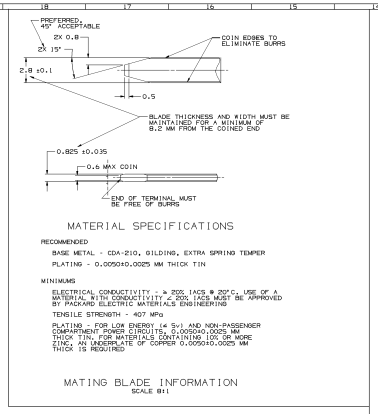

MATERIAL SPECIFICATIONS

RECOMMENDED

BASE METAL - CDA-210, GILDING, EXTRA SPRING TEMPER

PLATING - 0.0050±0.0025 MM THICK TIN

MINIMUMS

ELECTRICAL CONDUCTIVITY - > 20% IACS @ 20°C, USE OF A MATERIAL WITH CONDUCTIVITY < 20% IACS MUST BE APPROVED BY PACKARD ELECTRIC MATERIALS ENGINEERING

TENSILE STRENGTH - 407 MPa

PLATING - FOR LOA ENERGY (≤ 5V) AND NON-PASSENGER COMPARTMENT APPLICATIONS, 0.0050±0.0025 MM THICK TIN; FOR MATERIALS CONTAINING LESS THAN 1% MORE ZINC, AN UNDERPLATE OF COPPER 0.0050±0.0025 MM THICK IS REQUIRED

MATING BLADE INFORMATION
SCALE 8:1

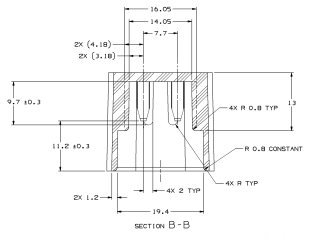

SECTION B-B

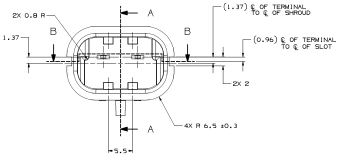

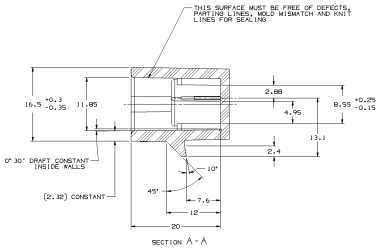

SECTION A-A

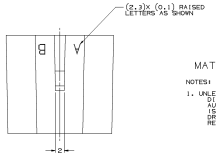

MATING CONNECTOR INFORMATION

NOTES:

1. UNLESS OTHERWISE SPECIFIED AND/OR INDICATED:
   DIMENSIONS ARE TO FACE OF VIEW SHOWN AND AUTOMATICALLY ROUNDED BY COMPUTER FOR INSPECTION. SEE MATH MODEL FOR PRECISE DIMENSIONS!
   DRAFT IS 1° ON ALL OUTSIDE SURFACES.
   RECOMMENDED MATERIAL - GLASS FILLED POLYESTER OR NYLON 66

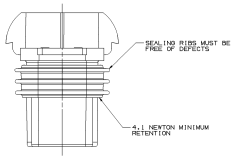

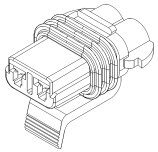

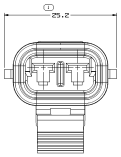

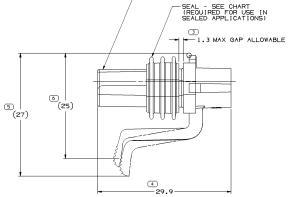

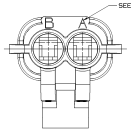

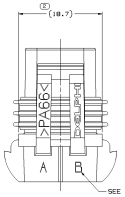

NOTES

1. UNLESS OTHERWISE SPECIFIED AND/OR INDICATED:
   DIMENSIONS ARE TO FACE OF VIEW SHOWN AND AUTOMATICALLY ROUNDED BY COMPUTER FOR INSPECTION (SEE MATH MODEL FOR PRECISE DIMENSIONS).
   SEE MATH MODEL FOR PRECISE TOOL PATH DATA, FOR TOOL BUILD, SEE MATH MODEL FOR PRECISE TOOL PATH DATA.
2. SEALING CODE 3 - DESIGN WILL PASS SALT FOG AND IMMERSION TEST AFTER CONDITIONING AS SPECIFIED IN ESA-A50 (UNDERHOOD WIDE-PACK) AND ESA-A50 (UNDERHOOD NARROW-PACK) AND ESA-A50 (UNDERHOOD WIDE-PACK) (WORLD CONNECTOR), ETC WHEN MATED TO MATING PART OR EQUIVALENT
3. WHEN PARTS ARE SHIPPED,THEY MUST BE PACKED IN PLASTIC BAGS, OR SHIPPING CONTAINERS MUST BE LINED WITH PLASTIC LINERS. BAGS OR LINERS MUST BE SEALED TO AVOID ENTRY OF FOREIGN MATTER.
4. CAVITY IDENTIFICATION LETTERS TO BE LOCATED ON BARRELS AND/OR RAILS.
5. PARTIS1 RESTRICTED FOR USE IN BRASIL ONLY. REFER TO CHART FOR SPECIFIC RESTRICTED PART NUMBERS.
6. FOR APPLICATION DATA SEE THE INDIVIDUAL APPLICATION DRAWINDS.
7. THIS PRODUCT IS NOT CATEGORIZED AS AN APPEARANCE ITEM. MINOR IMPERFECTIONS INCLUDING, BUT NOT LIMITED TO, FLOW MARKS, COLOR BLEMISHES, GATE VESTIGE, AND SOFT FLASH THAT DO NOT AFFECT THE FIT, FORM, OR FUNCTION OF THE PART ARE PERMISSIBLE PER DRMP-4.7-CS-01.
8. FOR PART NUMBER WITH ADHESIVE, USE M1S10001 OR ADHESIVE APPROVED BY MATERIALS ENGINEERING TO GLUE CONNECTOR SEAL TO CONNECTOR.

PART NO WITH ADHESIVE	REV	N/P	STATUS	PART NO WITHOUT ADHESIVE	REV	N/P	STATUS	RESTRICTED USAGE	REPLACED BY	CONN BODY	CONN SEAL
-	-	-	-	12162594	A10	-	-	RESTRICTED-SEE NOTE 5	-	12162593	12129928
-	-	-	-	12129927	A1	-	-		12162594	15300008	12129928
12862240	01	-	INACTIVE	15300027	B9	-	-		-	15300008	15300020

DRAWING NUMBER	SIZE	REV	SHEET	OF	SHEET	OF	REV	BY	CHK
12129929	A1x3	411	2	OF 2	1	OF 1	04	-	-

PART DRAWING

DELPHI

DELPHI PACKARD ELECTRICAL/ELECTRONIC ARCHITECTURE
KOREA, SK

		DATE
CAD		
APVD	T. BESTON	01JAN
APVD	T. BESTON	01JAN
APVD	R. RICHARDS	15JAN
APVD		
APVD		

SURFACES OF DRAWING ARE RECALCULATED CHECKED PER DRLPM1 (DRMP01)

DESIGN OWNER
SEE CHART

DRAWING NAME
TAXI ASM CONN F M/P 280 SLD

DRAWING NUMBER
12129929

SIZE	REVISION	SHEET 1	OF 2	SHEET 2	OF 2	REV	BY
A1x3	411	1	OF 2	1	OF 1	04	-

N/A PROCESS SENSITIVE DIMENSION

DIMENSIONS CHECKED AT A DENSITY OF 1 PER 100 UNLESS OTHERWISE SPECIFIED
TOLERANCE ON ANGLES ±0°30'

ALL DIMENSIONS ARE IN MM
DIMENSIONS ARE AS SHOWN AT 20°C
DRAWING VALUES REFERENCE SPECIFIED ENVIRONMENT
TOLERANCE VALUES REFERENCE SPECIFIED ENVIRONMENT

THIRD ANGLE PROJECTION

DO NOT SCALE

USE MATH DATA

DELPHI PROPRIETARY INFORMATION
THIS DRAWING IS THE PROPERTY OF DELPHI AND MAY NOT BE REPRODUCED OR DISCLOSED WITHOUT PRIOR WRITTEN PERMISSION.