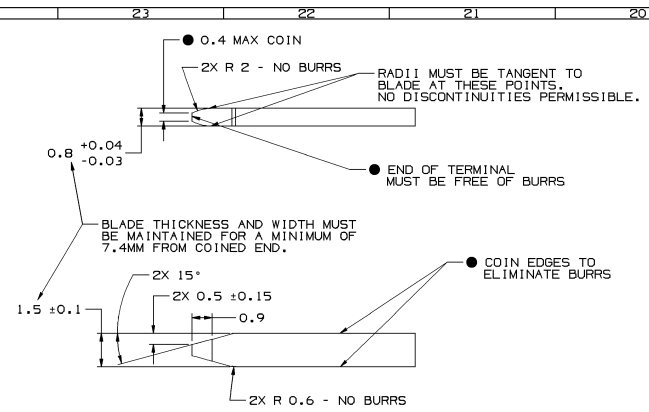


● THESE DIMENSIONS ARE CRITICAL TO THE MECHANICAL AND ELECTRICAL PERFORMANCE OF THE CONNECTION SYSTEM.

## MATERIAL SPECIFICATIONS

RECOMMENDED

BASE METAL - CDA-210, EXTRA SPRING TEMPER

* TIN PLATING (WHERE APPLICABLE TO 125°C MAX CONTINUOUS USAGE): 0.0050±0.0025 MM (200±100 μIN) ELECTROPLATED TIN.
* USAGE OF PLATING TYPES OTHER THAN RECOMMENDED MUST BE APPROVED BY DELPHI PACKARD ELECTRIC SYSTEMS ENGINEERING.

MINIMUMS

ELECTRICAL CONDUCTIVITY - ≥28% IACS AT 20 °C. USE OF A MATERIAL WITH CONDUCTIVITY <28% IACS MUST BE APPROVED BY PACKARD ELECTRIC MATERIALS ENGINEERING.

TENSILE STRENGTH - 430 - 480 MPa

UNDERPLATING FOR TIN PLATING - FOR BASE MATERIALS CONTAINING 10% OR MORE ZINC, AN UNDERPLATE OF COPPER 0.0025 MM (100 μIN) MINIMUM THICK IS REQUIRED.

PROCESSING LUBRICANT - ANY PROCESSING LUBRICANT REMAINING ON TERMINALS MUST NOT VARNISH OR DEGRADE THE ELECTRICAL PERFORMANCE OF THE CONNECTION UP TO A MAXIMUM TEMPERATURE OF 150°C. PROCESSING LUBRICANTS MUST BE APPROVED BY DELPHI PACKARD ELECTRIC SYSTEMS ENGINEERING.

## MATING BLADE INFORMATION

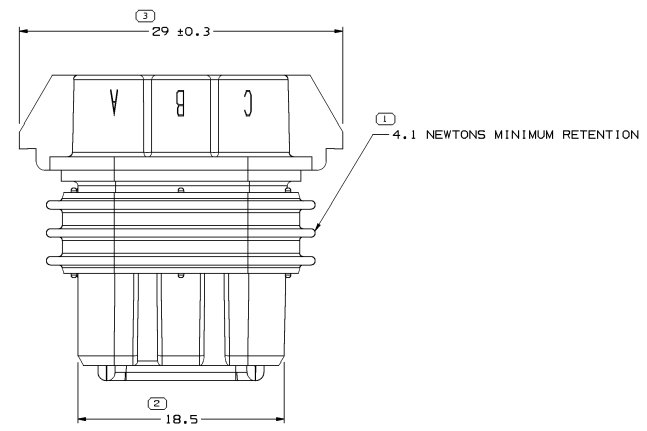


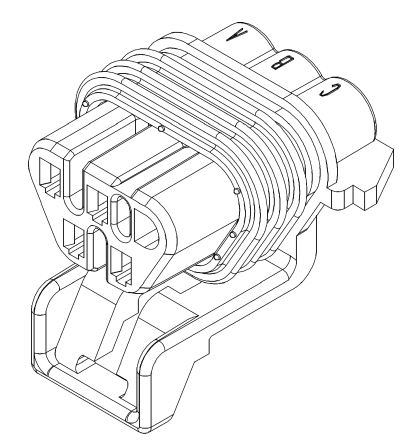

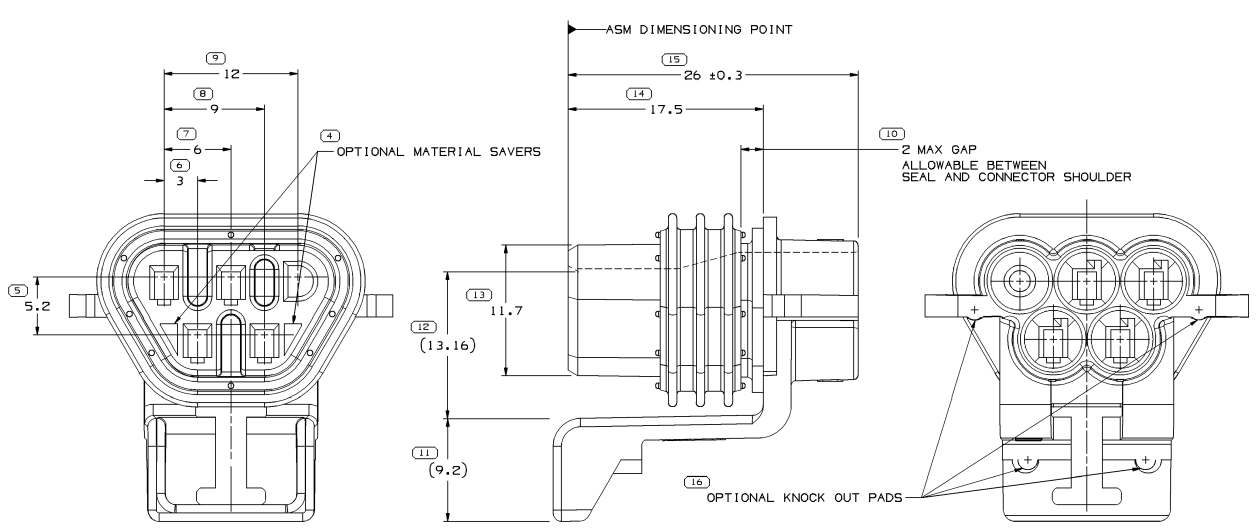


TYPE 101

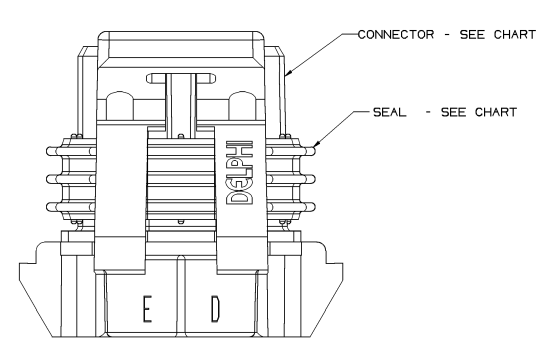


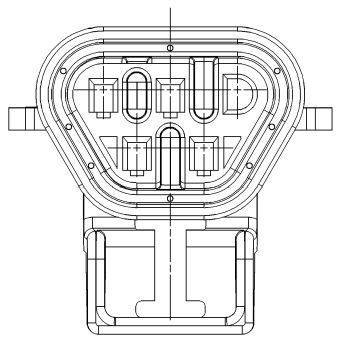

TYPE 102
SAME AS TYPE 101
EXCEPT AS SHOWN

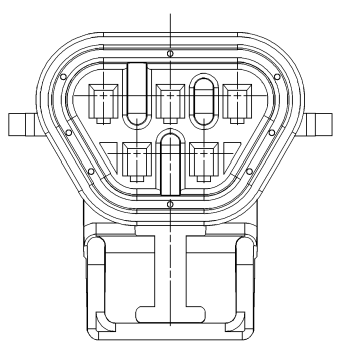

TYPE 103
SAME AS TYPE 101
EXCEPT AS SHOWN

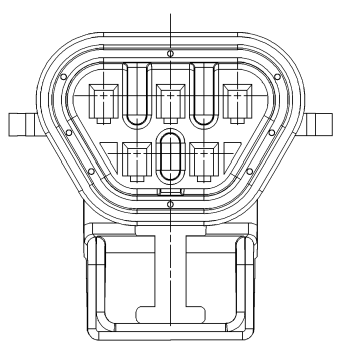

TYPE 104
SAME AS TYPE 103
EXCEPT AS SHOWN

NOTES

1. UNLESS OTHERWISE SPECIFIED AND/OR INDICATED:

   DIMENSIONS ARE TO FACE OF VIEW SHOWN AND AUTOMATICALLY ROUNDED BY COMPUTER FOR INSPECTION (SEE MATH MODEL FOR PRECISE DIMENSIONS). FOR ALL OTHER DIMENSIONS NOT SHOWN BUT REQUIRED FOR TOOL BUILD, SEE MATH MODEL FOR PRECISE TOOL PATH DATA.

2. WHEN PARTS ARE SHIPPED THEY MUST BE PACKED IN PLASTIC BAGS OR SHIPPING CONTAINERS MUST BE LINED WITH PLASTIC LINERS. BAGS OR LINERS MUST BE SEALED TO AVOID FOREIGN MATTER.

3. SEALING CODE 3 - DESIGN WILL PASS SALT FOG AND IMMERSION TEST AFTER CONDITIONING AS SPECIFIED IN ESA-644 (WEATHER-PACK),ESA-710 (METRI-PACK), ESA-650 (UNDERHOOD MICRO-PACK), C-4006 (WORLD CONNECTOR), ETC WHEN MATED TO MATING PART OR EQUIVALENT

4. MAXIMUM CABLE DIAMETER 2.8 MM.

5. THIS PRODUCT IS NOT CATEGORIZED AS AN APPEARANCE ITEM, MINOR IMPERFECTIONS INCLUDING, BUT NOT LIMITED TO, FLOW MARKS, COLOR BLEMISHES, GATE VESTIGE, AND SOFT FLASH THAT DO NOT AFFECT THE FIT, FORM, OR FUNCTION OF THE PART ARE PERMISSIBLE PER DPNP-4.7-CS-01.

6. FOR APPLICATION DATA SEE THE INDIVIDUAL APPLICATION DRAWINGS.

| PART NO | REV | N/P | STATUS | CAVITY BLOCKED | TYPE | CONNECTOR | SEAL | REPLACEMENT P/N |
|---|---|---|---|---|---|---|---|---|
| 12146047 | A2 | - | - | C | 101 | 12146044 NYLON 66 BLACK | 12092843 | - |
| 12146046 | A2 | - | - | C | 102 | 12146043 NYLON 66 MED GRAY | 12092843 | - |
| 12146045 | A3 | - | - | NONE | 104 | 12146042 NYLON 66 CRM | 12092843 | - |
| 12124032 | B | - | OBSOLETE | NONE | 103 | 12103967 NYLON 6 BLUE | 12092843 | 12146045 |
| 12124031 | B | - | OBSOLETE | NONE | 104 | 12103973 NYLON 6 NAT | 12092843 | 12146045 |
| 12092842 | C | - | OBSOLETE | C | 102 | 12092838 NYLON 6 MED GRAY | 12092843 | 12146046 |
| 12092841 | C | - | OBSOLETE | C | 101 | 12092837 NYLON 6 BLACK | 12092843 | 12146047 |

DRAWING NUMBER 12092848 — SIZE A1x3 | SCALE 5:1 | FRAME NO 2 OF 2 | SHEET NO 1 OF 1 | STG R | REV 03 | N/P -

| SYMBOL DEFINITION | | | MISSING SYMBOLS |
|---|---|---|---|
| A DIMENSION WITHOUT AN INSPECTION REPORT SYMBOL ( ) DOES NOT REQUIRE INSPECTION. IT MAY BE CONTROLLED ON THE INDIVIDUAL COMPONENT DRAWING. | TOTAL NO OF INSPECTIONS REQUIRED | 89 | NO MISSING SYMBOL NUMBER |
| | LAST NO. USED | 80 | |

| DATE | STG | REV | N/P | CHG | ZONE | REVISION HISTORY | AUTH | DR | APVD 1 | APVD 2 |
|---|---|---|---|---|---|---|---|---|---|---|
| 17JN05 | R | 01 | - | - | | CLEARED REVISION COLUMN, REDRAWN TO PD AND UPDATED PDM ATTRIBUTES | 269026 | ECB | AUG | BDG |
| 27JL05 | R | 02 | - | | | 12146045- UPDATED MAT'L COLOR OF CONN | 270609 | JTZ | FRG | EST |
| 13OC11 | R | 03 | - | - | | ALL ACTIVE PARTS - UPDATED CONNECTOR AND ADDED APPLICATION DATA NOTE | 415658 | AGM | JAA | GEM |

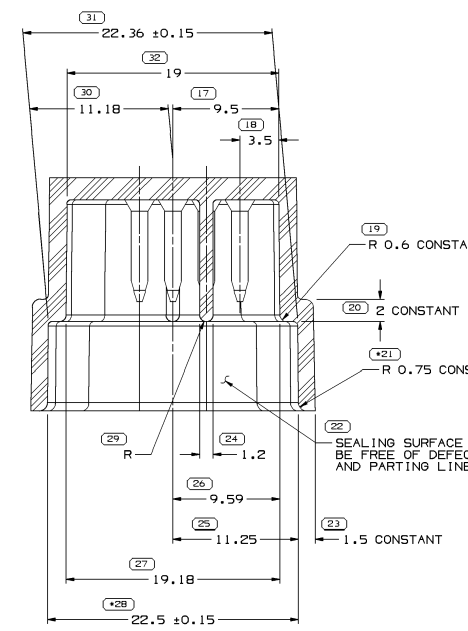


SECTION A-A

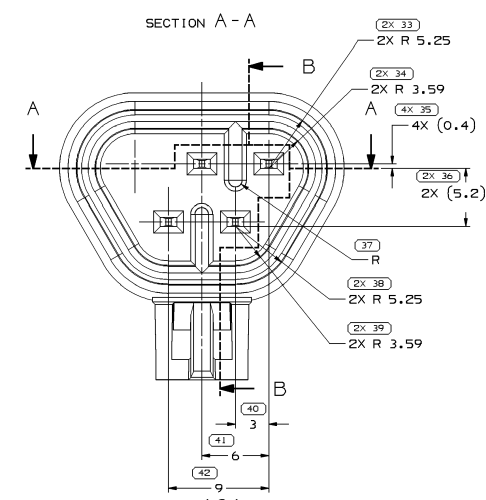

TYPE 101

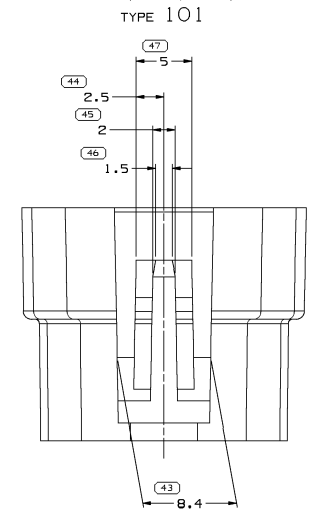

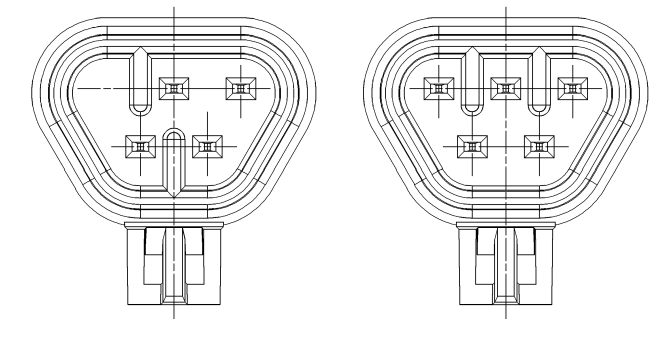

TYPE 102
SAME AS TYPE 101
EXCEPT AS SHOWN

TYPE 104
SAME AS TYPE 103
EXCEPT AS SHOWN

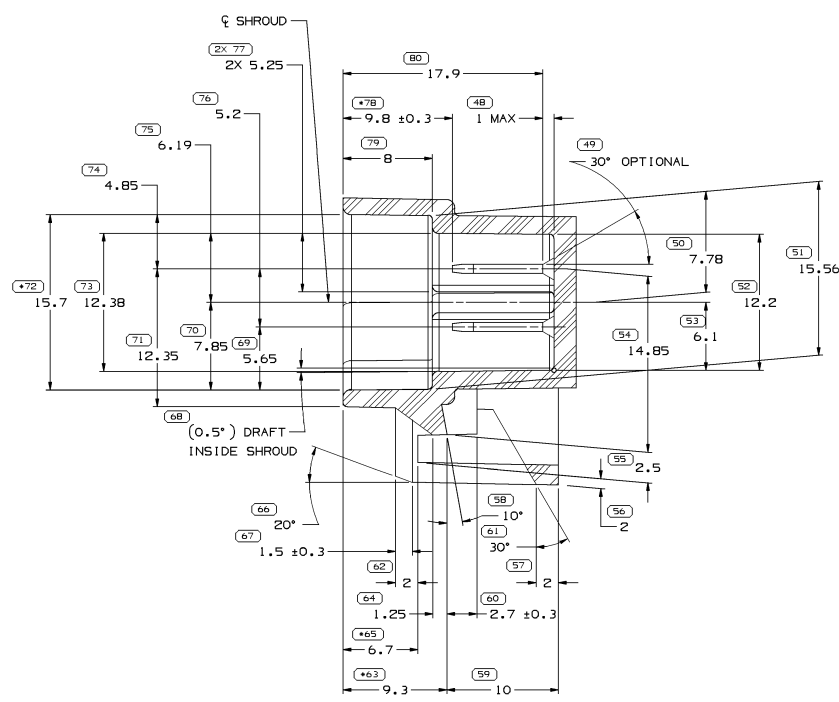


SECTION B-B

## MATING CONNECTOR INFORMATION

NOTES

1. UNLESS OTHERWISE SPECIFIED AND/OR INDICATED:

   DIMENSIONS ARE TO FACE OF VIEW SHOWN AND AUTOMATICALLY ROUNDED BY COMPUTER FOR INSPECTION (SEE MATH MODEL FOR PRECISE DIMENSIONS). FOR ALL OTHER DIMENSIONS NOT SHOWN BUT REQUIRED FOR TOOL BUILD, SEE MATH MODEL FOR PRECISE TOOL PATH DATA.
   ALL RADII 0.4
   DRAFT IS 1° MAX ON ALL OUTSIDE SURFACES
   TERMINALS ARE IDENTICAL
   INDEX RIBS ARE IDENTICAL

2. WHEN USING THIS INFORMATION FOR A NEW DESIGN, REQUEST THE LATEST COPY OF THIS PRINT FROM PACKARD ELECTRIC.

RECOMMENDED MATERIAL: GLASS REINFORCED NYLON OR POLYESTER.

| DIMENSION NUMBER | TOOL BUILD TOLERANCE |
|---|---|
| 78 | ±0.24 |
| 72 | ±0.12 |
| 65 | ±0.12 |
| 63 | ±0.12 |
| 28 | ±0.12 |
| 21 | ±0.12 |

DWG TYPE: PART DRAWING
STYLE
VOLUME (CM³)
DISTR CODE: D

UNLESS OTHERWISE SPECIFIED
THIS DOCUMENT IS IN ACCORDANCE WITH ASME Y14.5M-1994 AS AMENDED BY THE GM GLOBAL DIMENSIONING AND TOLERANCING ADDENDUM-2001. SEPARATE PATTERNS OF FEATURES MAY BE GAGED SEPARATELY REGARDLESS OF DATUM REFERENCES.

ALL DIMENSIONS ARE IN MILLIMETERS

PROCESS SENSITIVE DIMENSION

REFERENCE

THIRD ANGLE PROJECTION

DO NOT SCALE
USE MATH DATA

DELPHI
DELPHI PACKARD ELECTRICAL/ELECTRONIC ARCHITECTURE
WARREN, OH

| | | DATE |
|---|---|---|
| DR | DAVE STEELE | 02AU89 |
| APVD1 | R.H. PARKHURST | 24AU89 |
| APVD2 | R.H. PARKHURST | 04AP90 |
| APVD3 | R.E. DAUM | 04AP90 |
| APVD4 | | |
| APVD5 | | |

SUBSTANCES OF CONCERN AND RECYCLED CONTENT PER DELPHI 10949001

MATERIAL: SEE CHART

DRAWING NAME: TAXI ASM CONN F M/P 150 SLD

DRAWING NUMBER: 12092848

| SIZE | SCALE | FRAME NO | SHEET NO | STG | REV | N/P |
|---|---|---|---|---|---|---|
| A1x3 | 5:1 | 1 OF 2 | 1 OF 1 | R | 03 | - |

12092848