

# YESC KAIZEN

## CONNECTORS


# 0.64

## SERIES

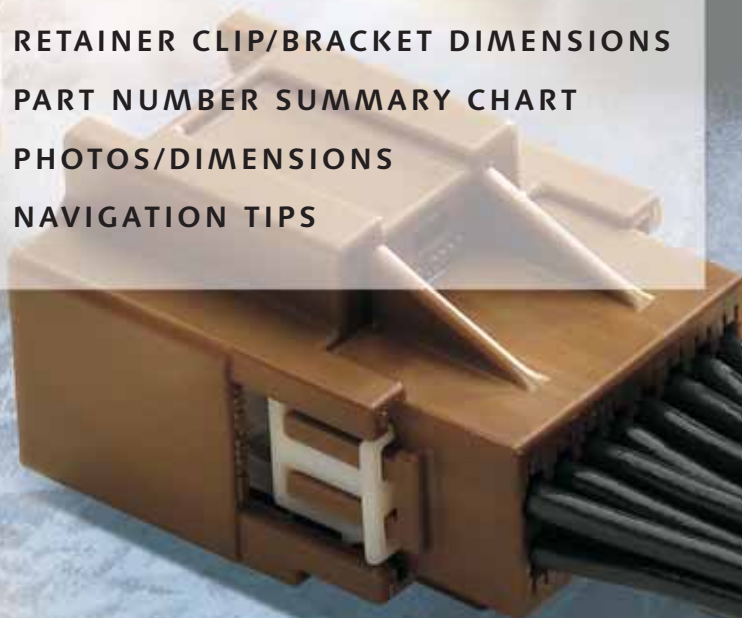
### UNSEALED

0.64 SERIES  
UNSEALED

CLICK ON YOUR SELECTION:



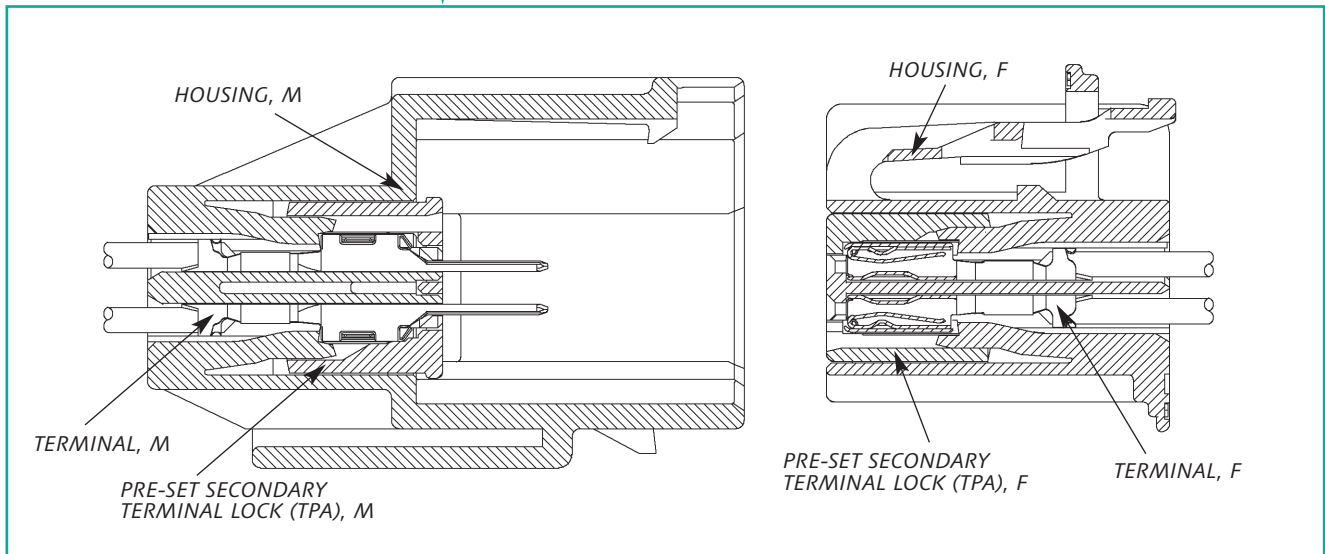
- CONSTRUCTION
- SPECIFICATIONS
- CURRENT RATING CURVE
- TERMINAL
- RETAINER CLIP/BRACKET DIMENSIONS
- PART NUMBER SUMMARY CHART
- PHOTOS/DIMENSIONS
- NAVIGATION TIPS



0.64 x 0.64

unsealed connection system

### Construction

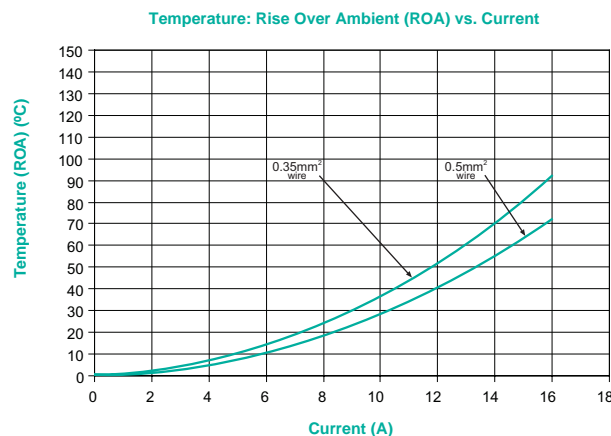


### Specifications

Material	Connector	PBT+GF
	Male Terminal	Copper Alloy (Sn/Au Plate)
	Female Terminal	Copper Alloy (Sn/Au Plate)
Operating Temperature Range		-40°C ~ 100°C (120°C max temp.) (USCAR Class II)
Current Capacity		(See Chart)
Voltage Drop		20mΩ max (Term./Term.) (Crimp-to-Crimp)
Isolation Resistance		500VDC, 20MΩ min
Dielectric Resistance		1000VAC (1 minute)
Applicable Wire Size		22AWG ~ 18AWG (0.30mm <sup>2</sup> ~ 0.85mm <sup>2</sup> ) 1.90mm max Wire O.D.
Terminal Pitch		Horizontal: 2.54mm; Vertical: 2.54mm
Terminal-to-Connector Retention Force		75N min
Connector-to-Connector Retention Force		110N min

### Current Rating Curve (Reference Only)

This data is based on single circuit/connector evaluation. Data should be used as reference only. Appropriate derating should be considered based upon specific application requirements.



unsealed connection system

**0.64 x 0.64**

## Terminal

UNIT: mm

**Male Terminal**

Material: Copper Alloy      Thickness:  $t=0.2$

This terminal system mates to either a 0.64mm or 0.8mm wide terminal blade.

**Female Terminal**

Material: Copper Alloy      Thickness:  $t=0.2$

Description	Part Number	Plating	Applicable Wire Size		
			Europe (mm <sup>2</sup> )	U.S.A. (AWG)	Japan (mm <sup>2</sup> )
Male Terminal	7114-4618-02	Sn	0.35 ~ 0.5	22 ~ 20	0.3 ~ 0.5
	7114-4619-02	Sn	0.75	18	0.85
	7114-4618-08	Au	0.35 ~ 0.5	22 ~ 20	0.3 ~ 0.5
	7114-4619-08	Au	0.75	18	0.85
Female Terminal	7116-4618-02	Sn	0.35 ~ 0.5	22 ~ 20	0.3 ~ 0.5
	7116-4619-02	Sn	0.75	18	0.85
	7116-4618-08	Au	0.35 ~ 0.5	22 ~ 20	0.3 ~ 0.5
	7116-4619-08	Au	0.75	18	0.85

## Retainer Clip/Bracket Dimensions

UNIT: mm

Part Number	Panel Hole Requirements
7047-9580 (Ref)	φ6.5mm

0.64 x 0.64

unsealed connection system

### Part Number Summary Chart

Part Name	Male	Female
Terminal	7114-4618-02	7116-4618-02
	7114-4619-02	7116-4619-02
	7114-4618-08	7116-4618-08
	7114-4619-08	7116-4619-08
Applicable Clip	7047-9580 (Ref)	—

Pole	Polarity	Color/Description	Male Part Number	Female Part Number	Delete Caps
4	A	Black	—	7283-9016-30	—
8	A	Black	7282-9022-30	7283-9028-30	—
8	B	Light Grey	—	7283-9029-40	—
10	A	Black	—	7283-9040-30	—
10	D	Green	—	7283-9043-60	—
10	F	Natural	—	7283-9045	—
10	A	Black	7282-9082-30	7283-9088-30	—
14	B	Light Grey	—	7283-9065-40	—
14	E	Blue	—	7283-9068-90	—
16	A	Black	—	7283-9076-30	—
16	C	Brown	7282-9072-80	7283-9078-80	—
16	D	Green	—	7283-9079-60	—
16	E	Blue	—	7283-9080-90	—
16	F	Natural	—	7283-9081	—
16	A	Black	—	7283-9282-30	—
16	B	Light Grey	—	7283-9283-40	—
16	C	Brown	—	7283-9284-80	—
18	A	Black	—	7283-4544-30	—
18	D	Green	—	7283-4548-60	—
18	A	Black	—	7283-9110-30	—
20	B	Light Grey	—	7283-9111-40	—
20	C	Brown	—	7283-9112-80	—

#### Applicable Terminal Removal Tool/Dimensions








Refer to Page 120 for YESC KAIZEN Connector Terminal Removal Tool.  
Order Number: 49YA000263.

unsealed connection system

0.64 x 0.64

Housing Material: PBT+GF

UNIT: mm

Poles	Male Housing	Female Housing
4	N/A	 <p>7283-9016-30*</p>
8	 <p>7282-9022-30</p>	 <p>7283-9028-30*</p>
8	N/A	 <p>7283-9029-40*</p>
10	N/A	 <p>7283-9040-30*</p>
10	N/A	 <p>7283-9043-60*</p>
10	N/A	 <p>7283-9045*</p>

GO TO PAGE 2 OF 4



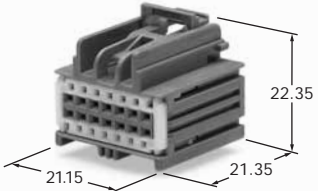




\*Part meets USCAR interface standard at time of printing.

0.64 x 0.64

unsealed connection system

Housing Material: PBT+GF

UNIT: mm

Poles	Male Housing	Female Housing
10	 <p>7282-9082-30</p>	 <p>7283-9088-30</p>
14	N/A	 <p>7283-9065-40*</p>
14	N/A	 <p>7283-9068-90*</p>
16	N/A	 <p>7283-9076-30*</p>
16	 <p>7282-9072-80</p>	 <p>7283-9078-80*</p>






\* Part meets USCAR interface standard at time of printing.

unsealed connection system

**0.64 x 0.64**

Housing Material: PBT+GF

UNIT: mm

Poles	Male Housing	Female Housing
16	N/A	 <p><b>7283-9079-60*</b></p>
16	N/A	 <p><b>7283-9080-90*</b></p>
16	N/A	 <p><b>7283-9081*</b></p>
16	N/A	 <p><b>7283-9282-30</b></p>
16	N/A	 <p><b>7283-9283-40</b></p>







\* Part meets USCAR interface standard at time of printing.

**0.64 x 0.64**

unsealed connection system

Housing Material: **PBT+GF**

UNIT: mm

Poles	Male Housing	Female Housing
16	N/A	 <p><b>7283-9284-80</b></p>
18	N/A	 <p><b>7283-4544-30*</b></p>
18	N/A	 <p><b>7283-4548-60*</b></p>
18	N/A	 <p><b>7283-9110-30</b></p>
20	N/A	 <p><b>7283-9111-40</b></p>
20	N/A	 <p><b>7283-9112-80</b></p>



DISCLAIMER: The information contained in this catalog is for reference purposes only, is subject to change without notice, and is not guaranteed by Yazaki Corporation, Yazaki North America Inc., Yazaki Europe Limited or any other Yazaki group company (collectively referred to as "Yazaki"). Yazaki makes no warranty as to the completeness or accuracy of the information contained herein, and is not responsible for any typographical or printing errors. Current specifications for individual products should be obtained by potential customers in connection with placing orders for products with Yazaki.

The customer, among other matters, is solely responsible for determining the fitness or suitability of any product of Yazaki for the purpose intended by the customer and for all design and related matters.

Yazaki makes no warranty, express or implied, with respect to any product referred to in this catalog, except such express warranty. If any as may be specifically agreed to by Yazaki in a written agreement signed and delivered by an authorized representative of Yazaki for the sale of such product, and any such express warranty shall be the sole and exclusive liability of Yazaki. Yazaki makes no other warranty. Whether express, implied, statutory or otherwise, including but not limited to any warranty of merchantability or fitness for any particular use, purpose or otherwise with respect to such products.