

YESC KAIZEN

CONNECTORS

6.3

SERIES

UNSEALED

CLICK ON YOUR SELECTION:

CONSTRUCTION

SPECIFICATIONS

CURRENT RATING CURVE

TERMINAL

RETAINER CLIP/BRACKET DIMENSIONS

PART NUMBER SUMMARY CHART

PHOTOS/DIMENSIONS

NAVIGATION TIPS

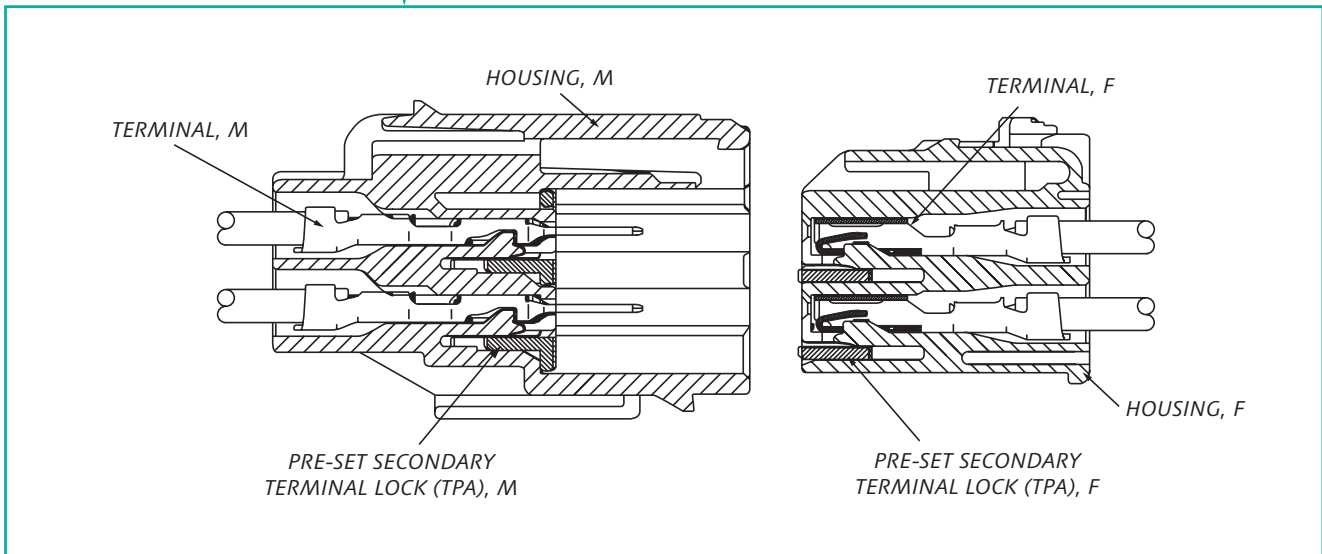
6.3 SERIES
UNSEALED



6.3 x 0.8

unsealed connection system

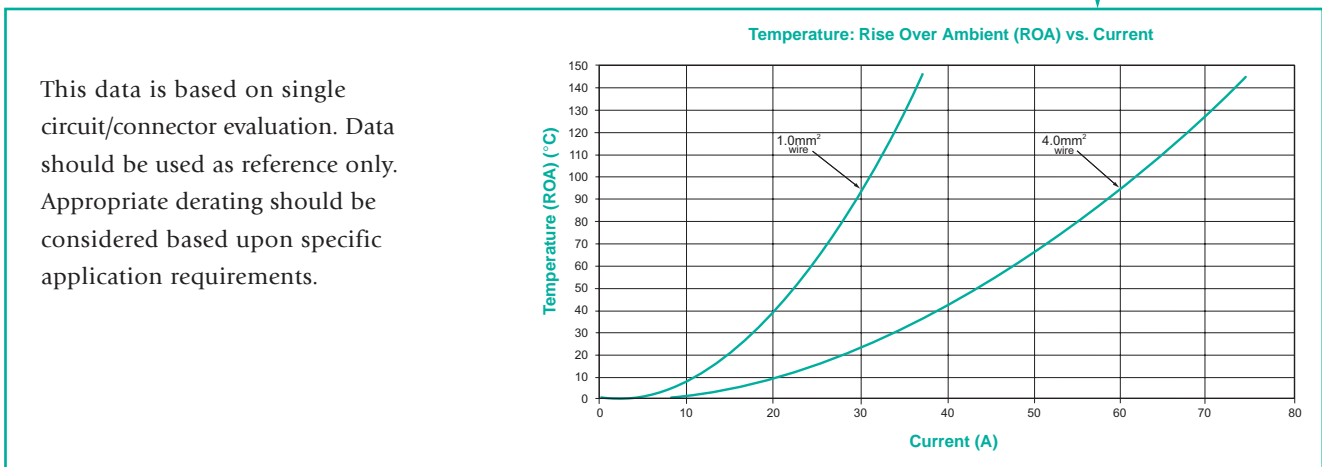
Construction



Specifications

Material	Connector	PBT+GF
	Male Terminal	Copper Alloy (Sn Plate)
	Female Terminal	Copper Alloy (Sn Plate)
Operating Temperature Range		-40°C ~ 125°C (145°C max temp.) (USCAR Class III)
Current Capacity		(See Chart)
Voltage Drop		10mΩ max (Term./Term.) (Crimp-To-Crimp)
Isolation Resistance		500VDC, 20MΩ min
Dielectric Resistance		1000VAC (1 minute)
Applicable Wire Size		20AWG ~ 12AWG (0.50mm ² ~ 4.0mm ²)
Terminal Pitch		Horizontal: 8.50mm; Vertical: 7.30mm
Terminal-to-Connector Retention Force		90N min
Connector-to-Connector Retention Force		110N min

Current Rating Curve (Reference Only)



unsealed connection system

6.3 x 0.8

Terminal

UNIT: mm

Male Terminal

Material: Copper Alloy Thickness: $t=0.4$

Female Terminal

Material: Copper Alloy Thickness: $t=0.4$

Description	Part Number	Plating	Applicable Wire Size		
			Europe (mm ²)	U.S.A. (AWG)	Japan (mm ²)
Male Terminal	7114-4120-02	Sn	0.5 ~ 1.0	20 ~ 16	0.5 ~ 1.25
	7114-4121-02	Sn	1.5 ~ 2.5	14	2.0
	7114-4122-02	Sn	4.0	12	3.0
Female Terminal	7116-4120-02	Sn	0.5 ~ 1.0	20 ~ 16	0.5 ~ 1.25
	7116-4121-02	Sn	1.5 ~ 2.5	14	2.0
	7116-4122-02	Sn	4.0	12	3.0

Retainer Clip/Bracket Dimensions

UNIT: mm

Part Number	Panel Hole Requirements
7047-9580 (Ref)	φ6.5mm

Part Number Summary Chart

Part Name	Male	Female
Terminal	7114-4120-02	7116-4120-02
	7114-4121-02	7116-4121-02
	7114-4122-02	7116-4122-02
Applicable Clip	7047-9580 (Ref)	—

Pole	Polarity	Color/Description	YESC Male Part Number	YESC KAIZEN Male Part Number	YESC Female Part Number	YESC KAIZEN Female Part Number
2	A	Light Grey	—	7282-6458-40	—	7283-6458-40
4	A	Light Grey	—	7282-6469-40	—	7283-6469-40
6	A	Light Grey	7282-5604-40	—	—	7283-3740-40
6	B	Green	—	—	—	7283-3741-60

Applicable Terminal Removal Tool/Dimensions







Refer to Page 120 for YESC KAIZEN Connector Terminal Removal Tool. Order Number: G0406 (PA Type).

6.3 x 0.8

unsealed connection system

Housing Material: PBT+GF

UNIT: mm

Poles	Male Housing	Female Housing
2	 <p>7282-6458-40</p>	 <p>7283-6458-40*</p>
4	 <p>7282-6469-40</p>	 <p>7283-6469-40</p>
6	N/A	 <p>7283-3740-40</p>
6	N/A	 <p>7283-3741-60</p>

* Part meets USCAR interface standard at time of printing.

DISCLAIMER: The information contained in this catalog is for reference purposes only, is subject to change without notice, and is not guaranteed by Yazaki Corporation, Yazaki North America Inc., Yazaki Europe Limited or any other Yazaki group company (collectively referred to as "Yazaki"). Yazaki makes no warranty as to the completeness or accuracy of the information contained herein, and is not responsible for any typographical or printing errors. Current specifications for individual products should be obtained by potential customers in connection with placing orders for products with Yazaki.

The customer, among other matters, is solely responsible for determining the fitness or suitability of any product of Yazaki for the purpose intended by the customer and for all design and related matters.

Yazaki makes no warranty, express or implied, with respect to any product referred to in this catalog, except such express warranty. If any as may be specifically agreed to by Yazaki in a written agreement signed and delivered by an authorized representative of Yazaki for the sale of such product, and any such express warranty shall be the sole and exclusive liability of Yazaki. Yazaki makes no other warranty. Whether express, implied, statutory or otherwise, including but not limited to any warranty of merchantability or fitness for any particular use, purpose or otherwise with respect to such products.