

Terminal

● Ref: 050 Terminal List (Page A-15), 090 Terminal List (Page A-24)

● 050ターミナルはA-15、090ターミナルはA-24に掲載。

Housing (mm)

Material / P.B.T.

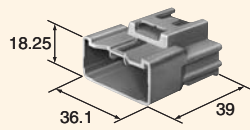
Color / Natural

No. of way / () corresponds to 050, 090, in order from left to right.

極数 / () 内表示 : 左から050極数、090極数

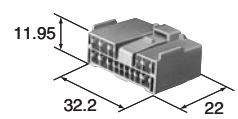
14way
(8+6)

Ref: Terminal part No.
ターミナル参照頁 [050] A-15
[090] A-24



M(6098-1137)

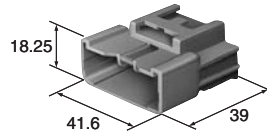
Ref: Terminal part No.
ターミナル参照頁 [050] A-15
[090] A-24



F(6098-1139)

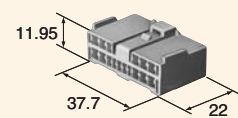
16way
(6+10)

Ref: Terminal part No.
ターミナル参照頁 [050] A-15
[090] A-24



M(6098-1061)

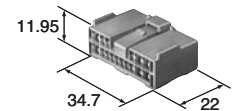
Ref: Terminal part No.
ターミナル参照頁 [050] A-15
[090] A-24



F(6098-1063)

16way
(10+6)

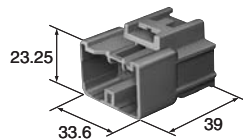
Ref: Terminal part No.
ターミナル参照頁 [050] A-15
[090] A-24



F(6098-1274)

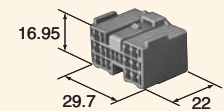
17way
(8+9)

Ref: Terminal part No.
ターミナル参照頁 [050] A-15
[090] A-24



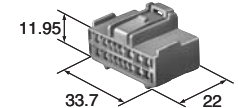
M(6098-1042)

Ref: Terminal part No.
ターミナル参照頁 [050] A-15
[090] A-24



F(6098-1045)

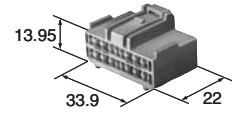
Ref: Terminal part No.
ターミナル参照頁 [050] A-15
[090] A-24



F(6098-1389)

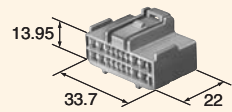
18way
(10+8)

Ref: Terminal part No. [050] A-15
ターミナル参照頁 [090] A-24



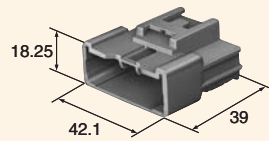
F(6098-1164)

Ref: Terminal part No. [050] A-15
ターミナル参照頁 [090] A-24



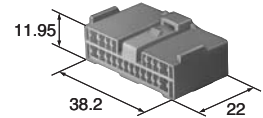
F(6098-1169)

Ref: Terminal part No. [050] A-15
ターミナル参照頁 [090] A-24



M(6098-0909)

Ref: Terminal part No. [050] A-15
ターミナル参照頁 [090] A-24



F(6098-0913)

20way
(16+4)

The PCB type connectors are male connectors which are wired to printed circuit boards directly.

These connectors mate wire leads to printed circuit boards.

The 24 ways, and 34 ways, 52 ways and 60 ways connectors will be the split type which will have the plural female connectors.


プリント基板に取付けることができるタイプ (M 側) です。

F 側は標準タイプを使用します。24 極、34 極、52 極と 60 極は F 側ハウジングを、2 個以上使用するスプリット型になっています。

Housing (mm)

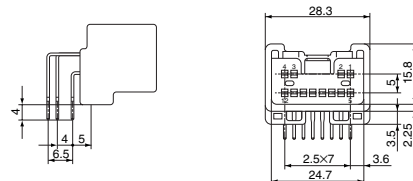
Material / P.B.T.

12way

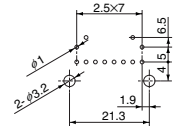


M(6098-0886)

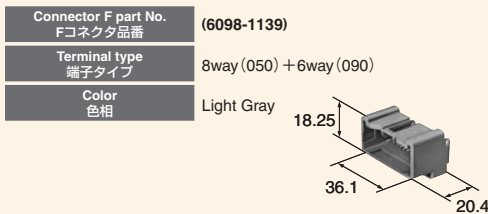
● Dimensional drawing



● Mounting drawing

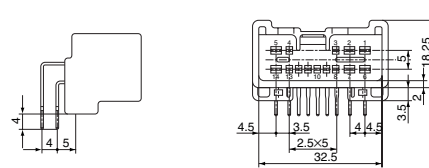


14way
(8+6)

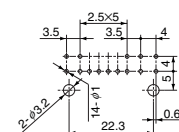


M(6098-1277)

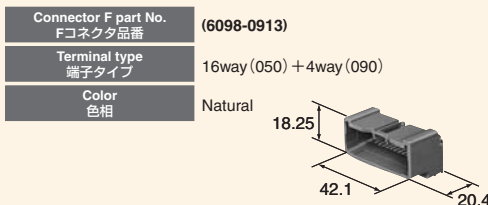
● Dimensional drawing



● Mounting drawing

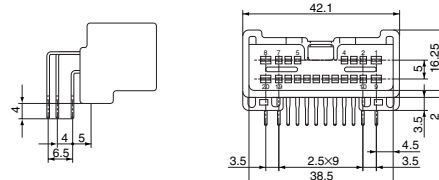


20way
(16+4)

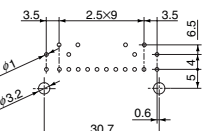


M(6098-0889)

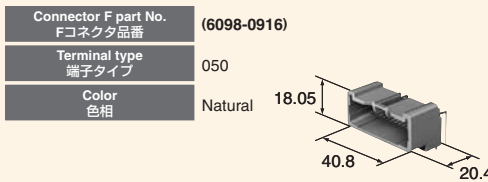
● Dimensional drawing



● Mounting drawing

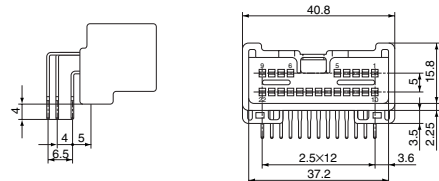


22way

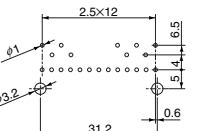


M(6098-0891)

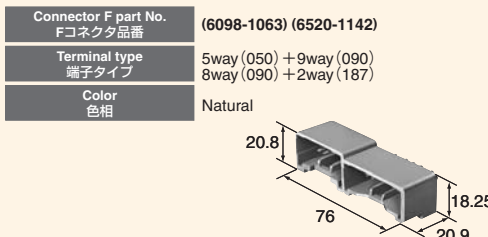
● Dimensional drawing



● Mounting drawing

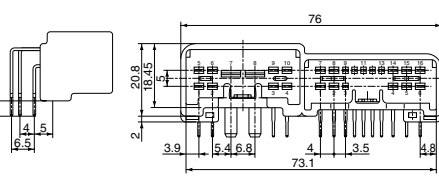


24way
(5+9
8+2)

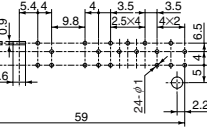


M(6098-1263)

● Dimensional drawing

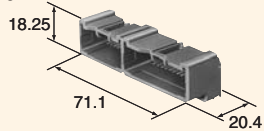


● Mounting drawing



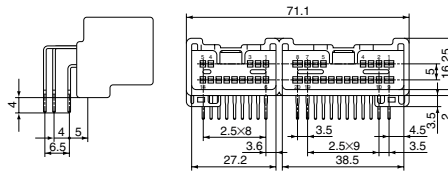
34way
(16+4)
(14)

Connector F part No. Fコネクタ品番	(6098-0913) (6520-1235)
Terminal type 端子タイプ	16way (050) + 4way (090) 14way (050)
Color 色相	Orange

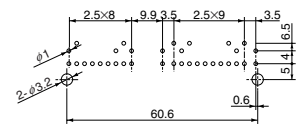


M(6098-0978)

● Dimensional drawing

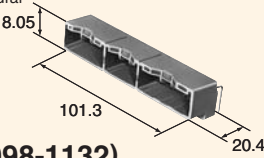


● Mounting drawing



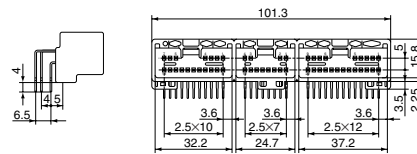
52way
(22)
(18)
(12)

Connector F part No. Fコネクタ品番	(6098-0916) (1300-4814) (6098-0914)
Terminal type 端子タイプ	050
Color 色相	Natural

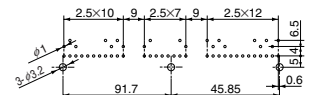


M(6098-1132)

● Dimensional drawing

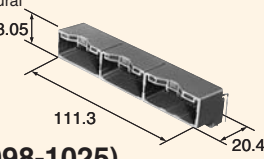


● Mounting drawing



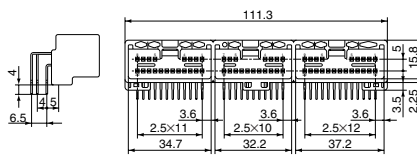
60way
(20)
(16)
(24)

Connector F part No. Fコネクタ品番	(6098-1065) (1300-4814) (6098-0916)
Terminal type 端子タイプ	050
Color 色相	Natural



M(6098-1025)

● Dimensional drawing



● Mounting drawing

