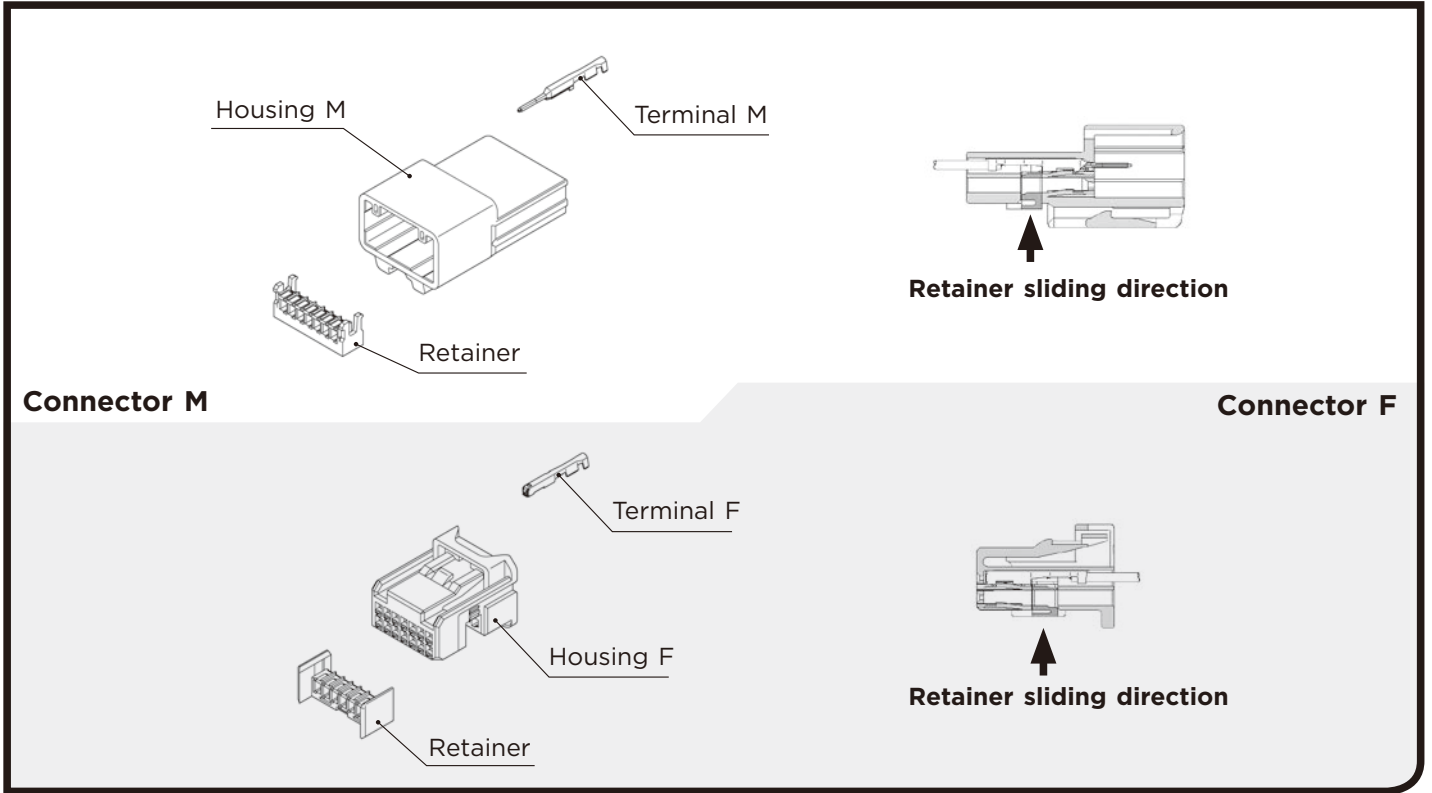


# TS SERIES for STANDARD

## 0.64mm (025)

A-02

Structure / Detecting structure for incomplete terminal insertion.



## 0.64mm (025)

(E)	(J)
Cable size	: 適用電線サイズ
Cable overall diameter	: 電線仕上り外径
Heat-resistant copper alloy	: 耐熱銅合金
Brass	: 黄銅
Surface treatment	: 表面処理
Gold-plated	: Auメッキ
Tin-plated	: Snメッキ

**Terminal** (UNIT : mm)

**(S)**

Cable size (mm <sup>2</sup> )	0.13
Material	Brass
Surface treatment	Tin-plated

**M (8230-4878)**      **F (8240-0182)**

Cable size (mm <sup>2</sup> )	0.13
Material	Heat-resistant copper alloy
Surface treatment	Tin-plated

**(S)** **Au**

Cable size (mm <sup>2</sup> )	0.13
Material	Brass
Surface treatment	Gold-plated

**M (8230-5136)**      **F (8240-0338)**

Cable size (mm <sup>2</sup> )	0.13
Material	Heat-resistant copper alloy
Surface treatment	Gold-plated

**(M)**

Cable size (mm <sup>2</sup> )	0.22~0.35
Material	Brass
Surface treatment	Tin-plated

**M (8100-3622)**      **F (8100-3624)**

Cable size (mm <sup>2</sup> )	0.22~0.35
Material	Heat-resistant copper alloy
Surface treatment	Tin-plated

**(M)** **Au**

Cable size (mm <sup>2</sup> )	0.22~0.35
Material	Brass
Surface treatment	Gold-plated

**M (8100-3626)**      **F (8100-3628)**

Cable size (mm <sup>2</sup> )	0.22~0.35
Material	Heat-resistant copper alloy
Surface treatment	Gold-plated

**(L)**

Cable size (mm <sup>2</sup> )	0.3~0.5
Material	Brass
Surface treatment	Tin-plated

**M (8100-3623)**      **F (8100-3625)**

Cable size (mm <sup>2</sup> )	0.3~0.5
Material	Heat-resistant copper alloy
Surface treatment	Tin-plated

**(L)** **Au**

Cable size (mm <sup>2</sup> )	0.3~0.5
Material	Brass
Surface treatment	Gold-plated

**M (8100-3627)**      **F (8100-3629)**

Cable size (mm <sup>2</sup> )	0.3~0.5
Material	Heat-resistant copper alloy
Surface treatment	Gold-plated

# 0.64mm (O25)

A-04

## Housing (UNIT : mm)

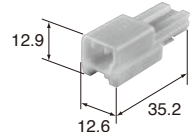
Ref: Terminal part No. A-02

Material PBT


### 2way

Color Natural

Note: Bracket size 9mm



### M (6098-6653)



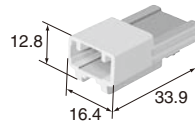
### F (6098-6662)

Color Natural

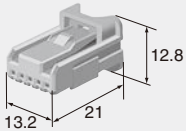
### 5way

Color Natural

Note: Bracket size 9mm



### M (6098-3802)



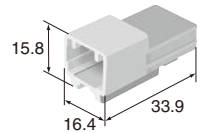
### F (6098-3810)

Color Natural

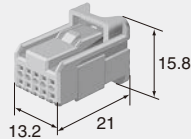
### 10way

Color Natural

Note: Bracket size 9mm



### M (6098-3869)



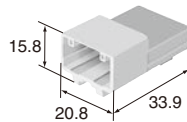
### F (6098-3909)

Color Natural

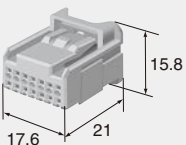
### 14way

Color Natural

Note: Bracket size 9mm



### M (6098-3877)




### F (6098-3917)

Color Natural

### 14way

### F (6098-7241)




PCB Connector part No. 6098-7229 (A-26)

Color Natural

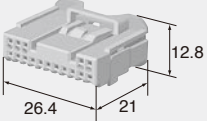
**16way**

Color                      Natural

Note:Bracket size 17mm



**M (6098-7336)** **F (6098-4008)**

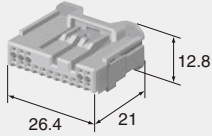


PCB Connector part No.                      6098-6790 (A-26)  
6098-6793 (A-26)

Color                      Natural

**16way**

**F (6098-6688)**

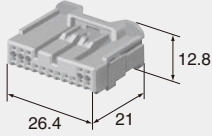


PCB Connector part No.                      6098-6848 (A-27)

Color                      Natural

**16way**

**F (6098-6694)**

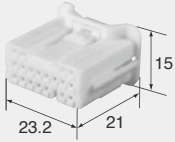


PCB Connector part No.                      6098-6848 (A-27)

Color                      Natural

**19way**

**F (6098-7231)**



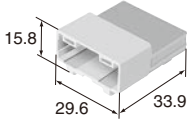
PCB Connector part No.                      6098-7229 (A-26)

Color                      Natural

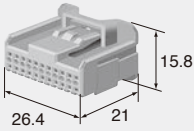
**22way**

Color                      Natural

Note:Bracket size 17mm



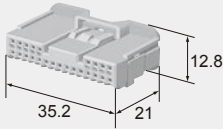
**M (6098-3885)** **F (6098-3925)**



Color                      Natural

**24way**

**F (6098-4010)**

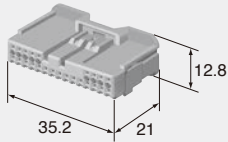


PCB Connector part No.                      6098-6803 (A-27)

Color                      Natural

**24way**

**F (6098-6682)**

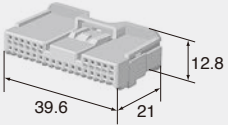


PCB Connector part No.                      6098-6848 (A-27)

Color                      Natural

**28way**

**F (6098-4756)**

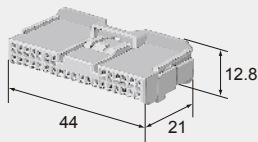


PCB Connector part No.                      6098-6805 (A-27)  
6098-7102 (A-28)  
6098-6810 (A-28)

Color                      Natural

**32way**

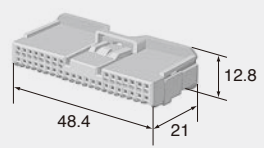
**F (6098-4013)**



Color                      Natural

**36way**

**F (6098-4740)**



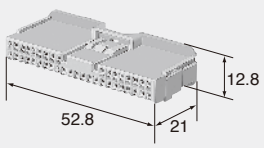
**PCB Connector part No.** 6098-6796 (A-27)  
6098-6798 (A-27)  
6098-6803 (A-27)

---

**Color** Natural

**40way**

**F (6098-4015)**



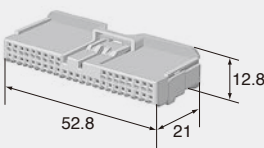
**PCB Connector part No.** 6098-6810 (A-28)

---

**Color** Natural

**40way**

**F (6098-4831)**



**PCB Connector part No.** 6098-6805 (A-27)  
6098-7102 (A-28)

---

**Color** Natural

0.64mm (025)

# TS SERIES for PCB


## Housing (UNIT : mm)

Material PBT G30/SPS G30

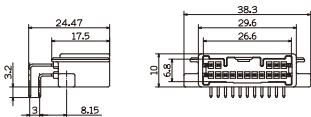
**16way**

**M (6098-6790)**

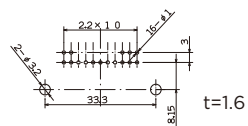
Connector F part No.	6098-4008 (A-05)
Material	PBT G30
Color	Natural



● Detailed dimension  
寸法詳細




● Recommended dimension of Circuit board  
基板推奨詳細



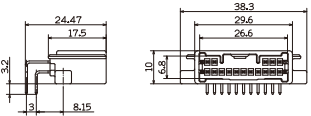
**16way**

**M (6098-6793)**

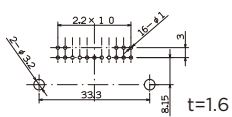
Connector F part No.	6098-4008 (A-05)
Material	SPS G30
Color	Natural



● Detailed dimension  
寸法詳細



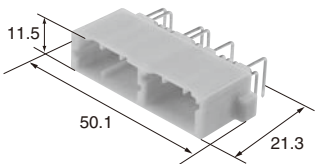
● Recommended dimension of Circuit board  
基板推奨詳細



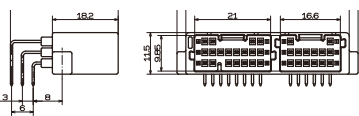
**33way**

**M (6098-7229)**

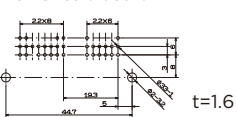
Connector F part No.	6098-7231 (A-05) 6098-7241 (A-04)
Material	SPS G30
Color	Natural



● Detailed dimension  
寸法詳細




● Recommended dimension of Circuit board  
基板推奨詳細



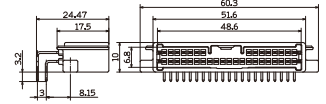
36way

M (6098-6796)

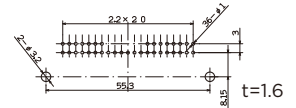
Connector F part No.	6098-4740 (A-06)
Material	PBT G30
Color	Natural



● Detailed dimension  
寸法詳細




● Recommended dimension of Circuit board  
基板推奨詳細



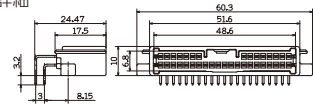
36way

M (6098-6798)

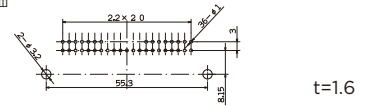
Connector F part No.	6098-4740 (A-06)
Material	SPS G30
Color	Natural



● Detailed dimension  
寸法詳細



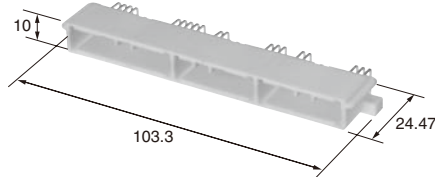
● Recommended dimension of Circuit board  
基板推奨詳細



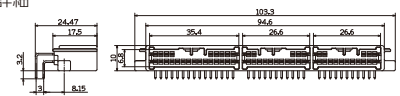
56way (16+16+24)

M (6098-6848)

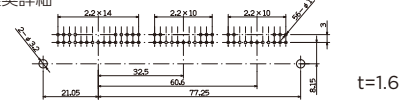
Connector F part No.	6098-6688 (A-05) 6098-6694 (A-05) 6098-6682 (A-05)
Material	SPS G30
Color	Natural



● Detailed dimension  
寸法詳細




● Recommended dimension of Circuit board  
基板推奨詳細



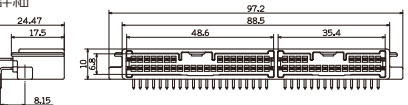
60way (36+24)

M (6098-6803)

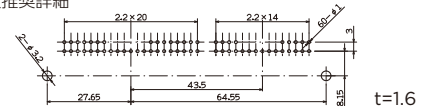
Connector F part No.	6098-4010 (A-05) 6098-4740 (A-06)
Material	SPS G30
Color	Natural



● Detailed dimension  
寸法詳細




● Recommended dimension of Circuit board  
基板推奨詳細



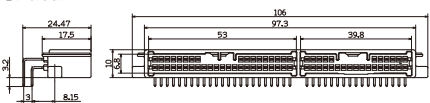
68way (40+28)

M (6098-6805)

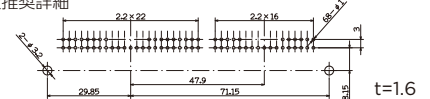
Connector F part No.	6098-4756 (A-05) 6098-4831 (A-06)
Material	PBT G30
Color	Natural



● Detailed dimension  
寸法詳細




● Recommended dimension of Circuit board  
基板推奨詳細

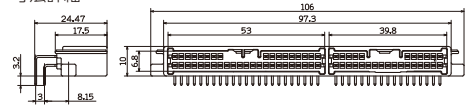


**68way (40+28)****M (6098-7102)**

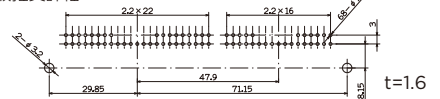
<b>Connector F part No.</b>	6098-4756 (A-05) 6098-4831 (A-06)
<b>Material</b>	SPS G30
<b>Color</b>	Natural



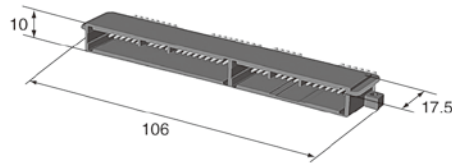
● Detailed dimension  
寸法詳細



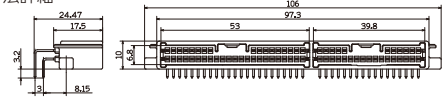
● Recommended dimension of Circuit board  
基板推奨詳細

**68way (40+28)****M (6098-6810)**

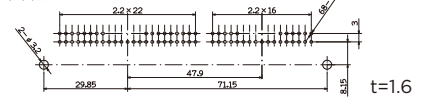
<b>Connector F part No.</b>	6098-4756 (A-05) 6098-4015 (A-06)
<b>Material</b>	PBT G30
<b>Color</b>	Blue



● Detailed dimension  
寸法詳細



● Recommended dimension of Circuit board  
基板推奨詳細


**0.64mm, 1.5mm (025, 060)****Housing (UNIT : mm)**

**Material** LCP

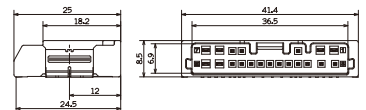
No. of way/ ( ) corresponds to 0.64mm, 1.5mm, in order from left to right.  
極数 / ( ) 内表示 : 左から0.64mm 極数、1.5mm 極数

**20way (14+6)****M (6098-6869)**

<b>Connector F part No.</b>	6098-6876 (A-23)
<b>Material</b>	LCP
<b>Color</b>	Black



● Detailed dimension  
寸法詳細



● Recommended dimension of Circuit board  
基板推奨詳細

