

Connectors for Micro ISO Relays

Connectors in 3 different versions

■ PCB Socket


With the solderable connector Micro ISO relays with plug-in terminals can be mounted on leadframes. This allows easy and reasonable replacement in case of service.

■ Connector

5 pole connector with snap-in pin to lock in frame.

■ Connector with mounting flap

5 pole connector that can be mounted individually or interlocked. The connector has a snap-in pin to lock in frame. The mounting bracket also allows screw-on.



F333-50_fw1a

Technical Data

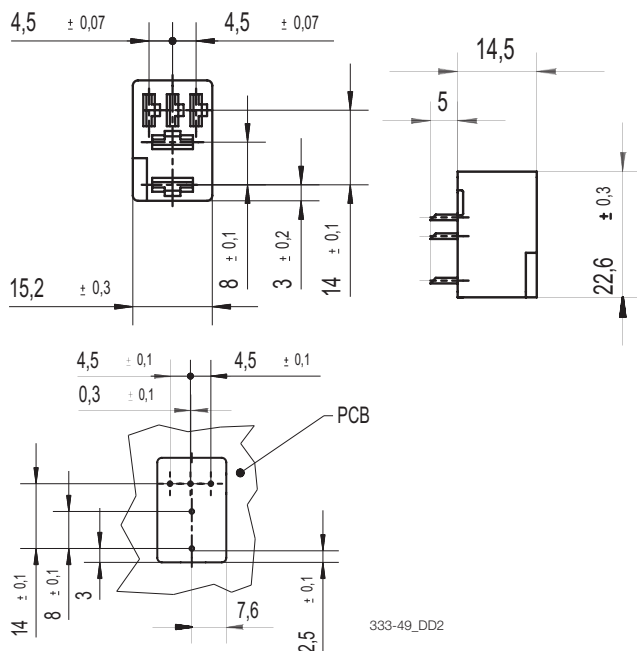
Weight	
PCB socket	approx. 5.9g (0.21oz)
Connector	approx. 5.4g (0.19oz)
Connector with mounting flap	approx. 11.9g (0.42oz)
Storage conditions according to IEC600688 ¹⁾	
Packaging/unit	
PCB socket (V23333-Z0002-B049)	800 pcs.
Connector (V23333-Z0001-B046)	400 pcs.
Connector with mounting flap (V23333-Z1001-B045)	150 pcs.

¹⁾ For general storage and processing recommendations please refer to the Application Notes and especially to storage in our Definitions or at <http://relays.te.com/appnotes/>

Dimensions

PCB socket V23333-Z0002-B049

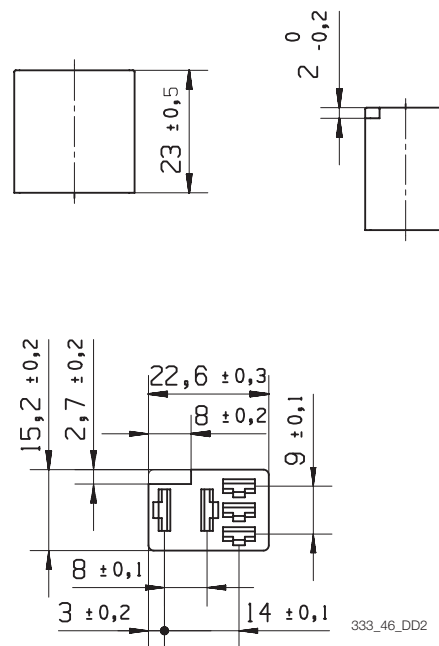
Mounting recommendation: to keep insertion force away from the PCB the soldering of the socket to the PCB should be done with already inserted relay.



333-49_DD2

Connector V23333-Z1001-B046

Terminals to be ordered separately.

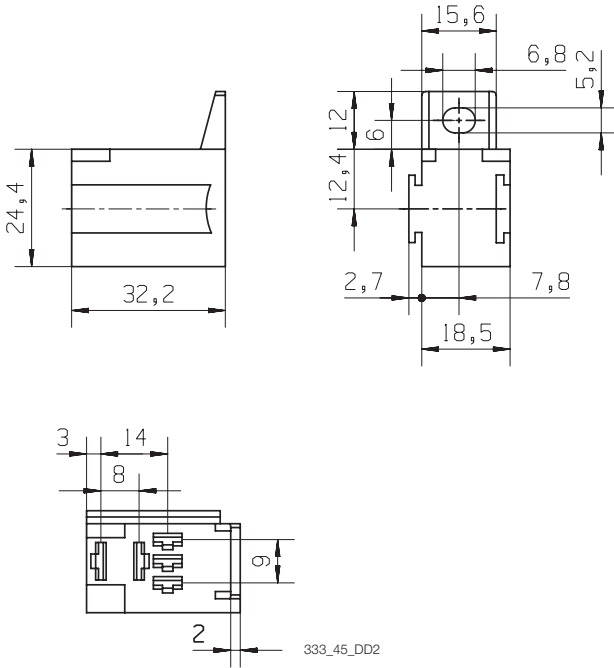


333_46_DD2

Connectors for Micro ISO Relays

Connector with mounting flap V23333-Z1001-B045

To be mounted individually or can be interlocked.
Terminals to be ordered separately.



Part numbers for connectors		Selection of fitting crimp terminals ¹⁾ (Ph. bronze tin plated) ²⁾							
Product code	Part number	Terminal size	Wire mm ²	Use for	Quantity required		Use in cavities		Part number for crimp terminals
					Form A	Form C	Form A	Form C	
V23333-Z0002-B049	2-1904045-7	-	-	-	-	-	-	-	-
V23333-Z0001-B046	1-1904045-6	4.8 x 0.8	0.5 - 1.5	Coil	2	2	1 and 2	1 and 2	280919-4
		4.8 x 0.8	1.0 - 2.5	Load	-	1	-	4	281197-2
		6.3 x 0.8	1.0 - 2.5	Load	2	2	3 and 5	3 and 5	160927-4
V23333-Z1001-B045	1-1904045-5	4.8 x 0.8	0.5 - 1.5	Coil	2	2	1 and 2	1 and 2	280919-4
		4.8 x 0.8	1.0 - 2.5	Load	-	1	-	4	281197-2
		6.3 x 0.8	1.0 - 2.5	Load	2	2	3 and 5	3 and 5	160917-2

1) Crimp terminals to be ordered separately.

2) Mentioned crimp terminals are delivered in strip-form, loose pieces and hand tool available on request.