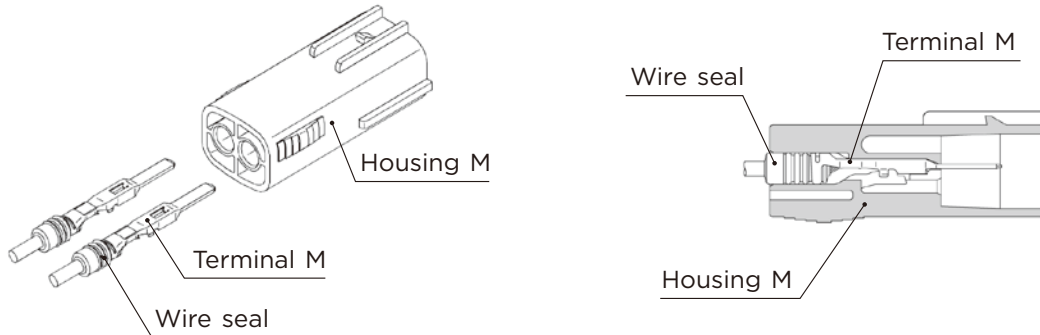


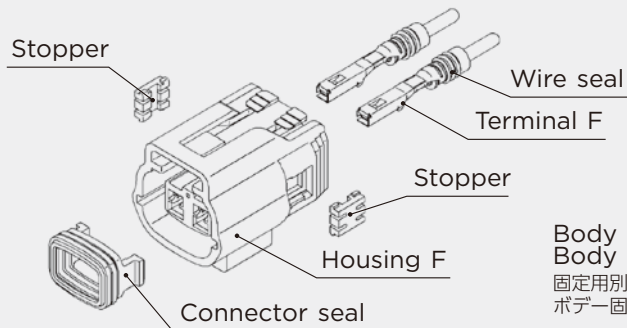
SL SEALED SERIES for STANDARD

2.3mm (090)

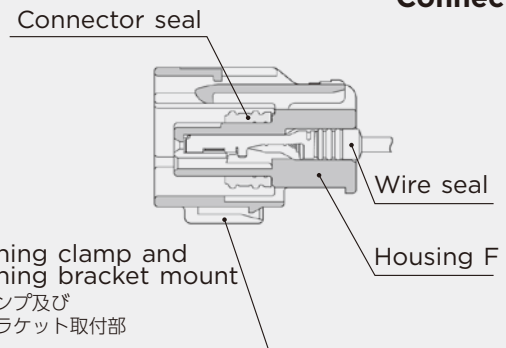
Structure



Connector M



Connector F



Body fastening clamp and
Body fastening bracket mount
固定用別体クランプ及び
ポデー固定用ブラケット取付部

2.3mm (090)

Terminal (UNIT : mm)

Ref; 2.3mm Terminal detail

S (8230-4472) L-03 **F (8100-1427)** L-03

M (8230-4562) L-03 **F (8100-1429)** L-03

L (8230-4552) L-03 **F (8100-1428)** L-03

Regarding "Gold-plated Terminal", please refer "L-03".
AuメッキターミナルはL-03ご参照

2.3mm (090)

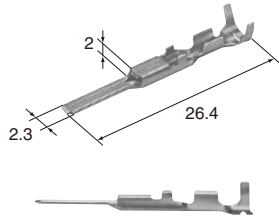
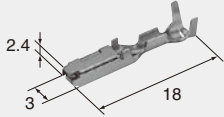
Wire seals (UNIT : mm)

The wire seals are common to M and F.
ワイヤシールはM、F 共用です。

(S)Cable size(mm²) 0.3~0.5

Material Brass

Surface treatment Tin-plated

**M(8230-4472)****F(8100-1427)**Cable size(mm²) 0.3~0.5

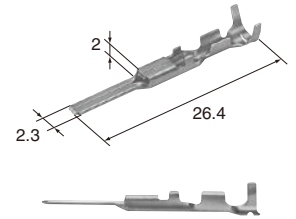
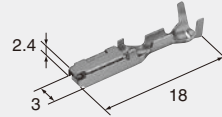
Material Heat-resistant copper alloy

Surface treatment Tin-plated

(S)**Au**Cable size(mm²) 0.3~0.5

Material Brass

Surface treatment Gold-plated

**M(1500-0159)****F(8100-1458)**Cable size(mm²) 0.3~0.5

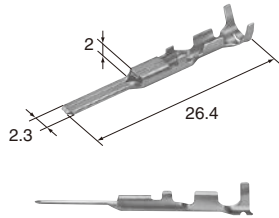
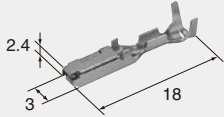
Material Heat-resistant copper alloy

Surface treatment Gold-plated

(M)Cable size(mm²) 0.75~0.85

Material Brass

Surface treatment Tin-plated

**M(8230-4562)****F(8100-1429)**Cable size(mm²) 0.75~0.85

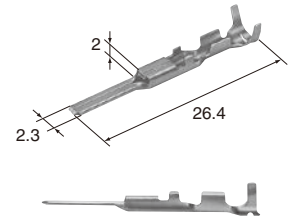
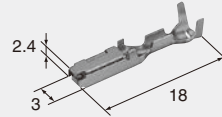
Material Heat-resistant copper alloy

Surface treatment Tin-plated

(M)**Au**Cable size(mm²) 0.75~0.85

Material Brass

Surface treatment Gold-plated

**M(1500-0169)****F(8100-1460)**Cable size(mm²) 0.75~0.85

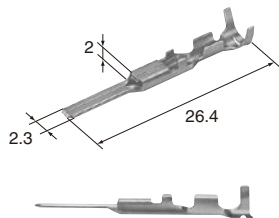
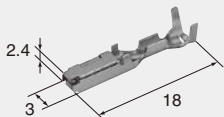
Material Heat-resistant copper alloy

Surface treatment Gold-plated

(L)Cable size(mm²) 1.25~2.0

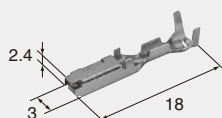
Material Brass

Surface treatment Tin-plated

**M(8230-4552)****F(8100-1428)**Cable size(mm²) 1.25~2.0

Material Heat-resistant copper alloy

Surface treatment Tin-plated

(L)**Au****F(8100-1459)**Cable size(mm²) 1.25~2.0

Material Heat-resistant copper alloy

Surface treatment Gold-plated

L-03

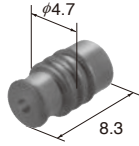
DL SEALED SERIES

(S)**(7165-0516)**

Cable overall diameter(mm) Over than 1.4 mm below 1.6 mm

Material Silicone


Color Black

**(M)****(7165-0515)**

Cable overall diameter(mm) Over than 1.6 mm below 2.4 mm

Material Silicone

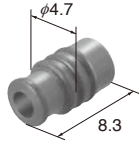
Color Gray

**(L)****(7165-0514)**

Cable overall diameter(mm) Over than 2.4 mm below 2.7 mm

Material Silicone

Color Dark Green



2.3mm (090)

Dummy plugs (UNIT : mm)

Ref; 2.3mm Dummy plug detail

(7161-9787) B-17

- Dummy plugs are common to M and F.
- Dummy plugs are used to blind unused terminal holes.
- ダミー栓はM、F 共用です。
- 不必要なターミナル穴を塞ぐために、ダミー栓を使用します。

2.3mm (090)

Housing (UNIT : mm)

Ref: Terminal part No. L-02

Ref: wire seal No. J-06

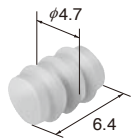
Ref: Dummy plug No. B-17
J-07

Material PBT


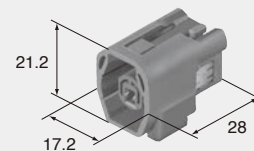
(P5)**(7165-0193)**

Material Silicone

Color Green

**1way**

Color Dark Gray


**M (6181-0436)****F (6189-0639)**

Color Dark Gray

Note J-11
Clamp:TYPE1


2way

Color Dark Gray

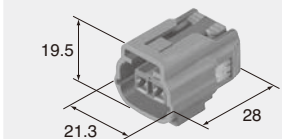


3way

Color Dark Gray

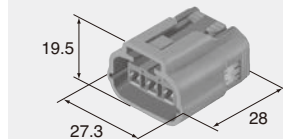


M (6181-0437) **F (6189-8152)**



Color Dark Gray
Note J-11
Clamp:TYPE1


M (6181-0438) **F (6189-7784)**



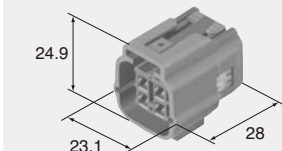
Color Dark Gray
Note J-11
Clamp:TYPE1

4way

Color Dark Gray




M (6181-0439) **F (6189-0643)**



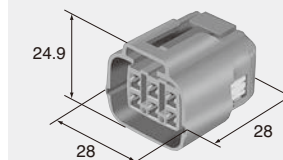
Color Dark Gray
Note J-11
Clamp:TYPE1

6way

Color Dark Gray



M (6181-0440) **F (6189-0648)**



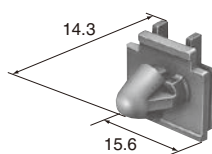
Color Dark Gray
Note J-11
Clamp:TYPE1

SL SEALED SERIES CONNECTOR ACCESSORIES

Type 1

(6810-1584)

Material	PBT
Color	Brown
hole size	7.2×10.2
Plate thickness range for clamp クランプ適合板厚	t=0.7~2.0



Mounting clip (mm)

Mounting clip can be installed on the standard type connectors.
※ The detail dimensions for the mounting portion are specified on the drawing.

1.5mm 標準・2.3mm 標準・8.0mm 標準のコネクタには、ボデー固定用クランプを必要に応じて取付けることができます。
※取付部詳細寸法は、別途図面により規定します。