

TABLE OF CONTENTS

- 1.0 Scope
- 2.0 Product Description
 - 2.1 Product Name and Related Parts
 - 2.2 Dimensions, Materials, Platings and Markings
 - 2.3 Features and Benefits
- 3.0 Applicable Documents and Specifications
- 4.0 Safety Agency Approvals
- 5.0 Ratings / Performance / Validation
- 6.0 Packaging
- 7.0 Gages and Fixtures
- 8.0 Other Information/Miscellaneous

THIS DOCUMENT CONTAINS INFORMATION THAT IS PROPRIETARY TO MOLEX ELECTRONIC TECHNOLOGIES, LLC AND SHOULD NOT BE USED WITHOUT WRITTEN PERMISSION


REVISION DESCRIPTION	UPDATED OPERATING VOLTAGE & ADDED AU & AG DERATING CURVE			MX150 SINGLE WIRE SEAL PRODUCT SPECIFICATION			
CHANGE NO.	647596						
REVISED BY	BSKANTHARAJU	DATE	2020/09/08	DOC TYPE	DOC TYPE DESCRIPTION	DOC PART	SERIES
REV APPR BY	JCUATACERVAN	DATE	2021/01/08	PS	PRODUCT SPECIFICATION WORD	001	34083
INITIAL RELEASE				CUSTOMER	DOCUMENT NUMBER	REVISION	SHEET
INITIAL DRWN	BJENNINGS01	DATE	2014/03/12	GENERAL MARKET	PS-34083-002	A1	1 OF 6
INITIAL APPR	BMOSER	DATE	2014/05/12				

MX150 SINGLE WIRE SEAL RECEPTACLE AND BLADE TERMINALS


1.0 SCOPE

This Product Specification covers the MX150 Single Wire Seal Receptacle and Blade terminals crimped to an array of wires utilizing crimp technology.

2.0 PRODUCT DESCRIPTION



Receptacle Terminal



Blade Terminal

2.1 PRODUCT NAME AND ATTRIBUTES

Terminal Family	Gender	Sealing	Plating	Grip Code	Special Characteristics	Current Rating
MX150	Receptacle	Single Wire seal	Sn	22	High Performance Sn	12.5A
MX150	Receptacle	Single Wire seal	Au	22	High Performance Au	12.5A
MX150	Receptacle	Single Wire seal	Ag	22	High Performance Ag	12.5A
MX150	Receptacle	Single Wire seal	Sn	18	High Performance Sn	16.5A
MX150	Receptacle	Single Wire seal	Au	18	High Performance Au	16.5A
MX150	Receptacle	Single Wire seal	Ag	18	High Performance Ag	16.5A
MX150	Receptacle	Single Wire seal	Sn	14	High Performance Sn	21A
MX150	Receptacle	Single Wire seal	Au	14	High Performance Au	21A
MX150	Receptacle	Single Wire seal	Ag	14	High Performance Ag	21A
MX150	Blade	Single Wire seal	Sn	22	High Performance Sn	12.5A
MX150	Blade	Single Wire seal	Au	22	High Performance Au	12.5A
MX150	Blade	Single Wire seal	Ag	22	High Performance Ag	12.5A
MX150	Blade	Single Wire seal	Sn	18	High Performance Sn	17A
MX150	Blade	Single Wire seal	Au	18	High Performance Au	17A
MX150	Blade	Single Wire seal	Ag	18	High Performance Ag	17A
MX150	Blade	Single Wire seal	Sn	14	High Performance Sn	21A
MX150	Blade	Single Wire seal	Au	14	High Performance Au	21A
MX150	Blade	Single Wire seal	Ag	14	High Performance Ag	21A

THIS DOCUMENT CONTAINS INFORMATION THAT IS PROPRIETARY TO MOLEX ELECTRONIC TECHNOLOGIES, LLC AND SHOULD NOT BE USED WITHOUT WRITTEN PERMISSION

REVISION DESCRIPTION	UPDATED OPERATING VOLTAGE & ADDED AU & AG DERATING CURVE			MX150 SINGLE WIRE SEAL PRODUCT SPECIFICATION			
CHANGE NO.	647596						
REVISED BY	BSKANTHARAJU	DATE	2020/09/08	DOC TYPE	DOC TYPE DESCRIPTION	DOC PART	SERIES
REV APPR BY	JCUATACERVAN	DATE	2021/01/08	PS	PRODUCT SPECIFICATION WORD	001	34083
INITIAL RELEASE				CUSTOMER	DOCUMENT NUMBER	REVISION	SHEET
INITIAL DRWN	BJENNINGS01	DATE	2014/03/12	GENERAL MARKET	PS-34083-002	A1	2 OF 6
INITIAL APPR	BMOSE	DATE	2014/05/12				

2.2 DIMENSIONS, MATERIALS, PLATINGS AND MARKINGS

All dimensions, terminal materials, plating descriptions and ID locations can be found on the applicable sales drawing.

2.3 FEATURES AND BENEFITS

- High performance copper alloy
- One piece terminal design
- Molex cavity compatible
- High current carrying capability
- Validated to USCAR-21 crimp performance requirements across a wide array of wires
- Validated to USCAR-2 terminal performance requirements

3.0 APPLICABLE DOCUMENTS AND SPECIFICATIONS

Description	Document Number	
	Receptacle	Blade
Sales Drawing	SD-34083-002	SD-34080-001
Application Specification (Crimp)	AS-34083-002	AS-34080-001
Packaging Specification	PK-31300-516 313025040	

4.0 SAFETY AGENCY APPROVALS

Agency	Approval Status
CSA File Number	Not Applicable
TUV License number	Not Applicable
UL File Number	Not Applicable
IMDS	Available upon request
Environmental Compliance	Available on molex.com

THIS DOCUMENT CONTAINS INFORMATION THAT IS PROPRIETARY TO MOLEX ELECTRONIC TECHNOLOGIES, LLC AND SHOULD NOT BE USED WITHOUT WRITTEN PERMISSION

REVISION DESCRIPTION	UPDATED OPERATING VOLTAGE & ADDED AU & AG DERATING CURVE			MX150 SINGLE WIRE SEAL PRODUCT SPECIFICATION			
CHANGE NO.	647596						
REVISED BY	BSKANTHARAJU	DATE	2020/09/08	DOC TYPE	DOC TYPE DESCRIPTION	DOC PART	SERIES
REV APPR BY	JCUATACERVAN	DATE	2021/01/08	PS	PRODUCT SPECIFICATION WORD	001	34083
INITIAL RELEASE				CUSTOMER	DOCUMENT NUMBER	REVISION	SHEET
INITIAL DRWN	BJENNINGS01	DATE	2014/03/12	GENERAL MARKET	PS-34083-002	A1	3 OF 6
INITIAL APPR	BMOSER	DATE	2014/05/12				

5.0 RATINGS / PERFORMANCE / VALIDATION

5.1 ELECTRICAL

Item	Description	Condition	Rating
5.1.1	Operating Voltage	Applied voltage during operation	Maximum Operating Voltage: Please refer to the product specification of the Molex connector to be used to obtain the connection system maximum operating voltage.
5.1.2	Crimp Resistance	Post environment crimp resistance	Change in crimp resistance $\leq 0.33m\Omega$ or $\leq 0.55m\Omega$ crimp resistance.

5.1.3 TERMINAL CURRENT DERATING CURVES

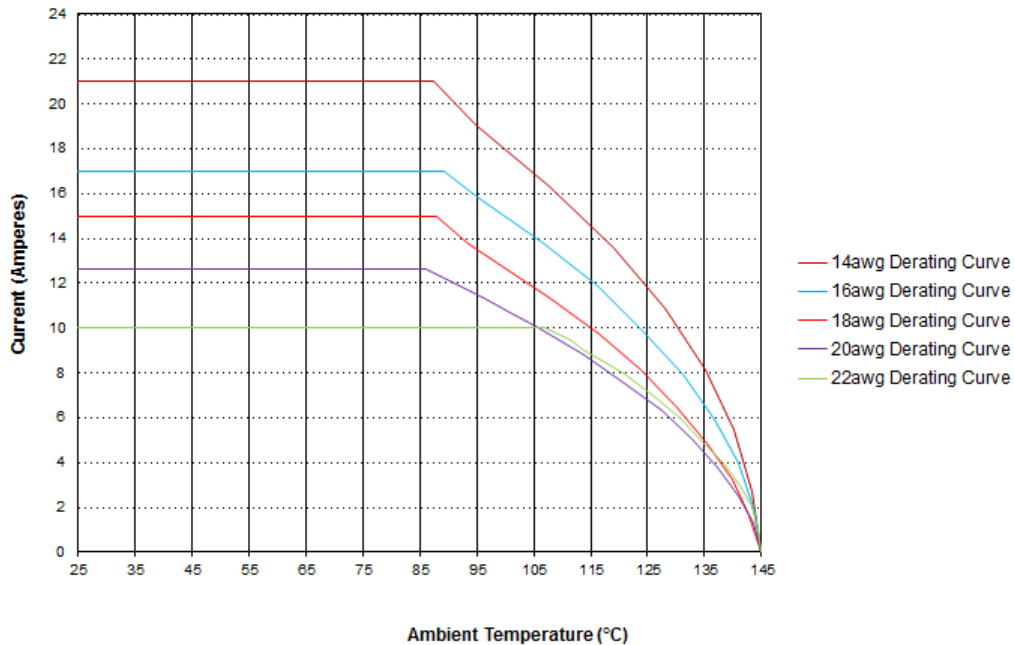
This test is used to determine the maximum test current at which a terminal system can operate in a room temperature environment before excessive thermal degradation and/or resistance begins to occur. Temperature Rise (Y axis) vs. Current (X axis) shall be plotted for each applicable conductor size.

CAUTION: These graphs are NOT to be used for actual terminal application in a vehicle. This test is conducted on terminals alone, thus eliminating the variation that may be introduced by variations in the heat dissipating characteristics of differing connector housing designs and sizes. This test cannot establish the Maximum Current Capability of a specific terminal application. For specific applications, several factors other than current load must be considered (see SAE/USCAR-2 appendix F for more information).

**5.1.3.1 SAE WIRES TERMINAL
USCAR DERATING CURVE**

Sn Plated Terminals :

**Current Carrying Capacity Curve
MX150 Receptacle to Blade, 14awg to 22awg
USCAR-2 Rev 4 Section 5.3.3**



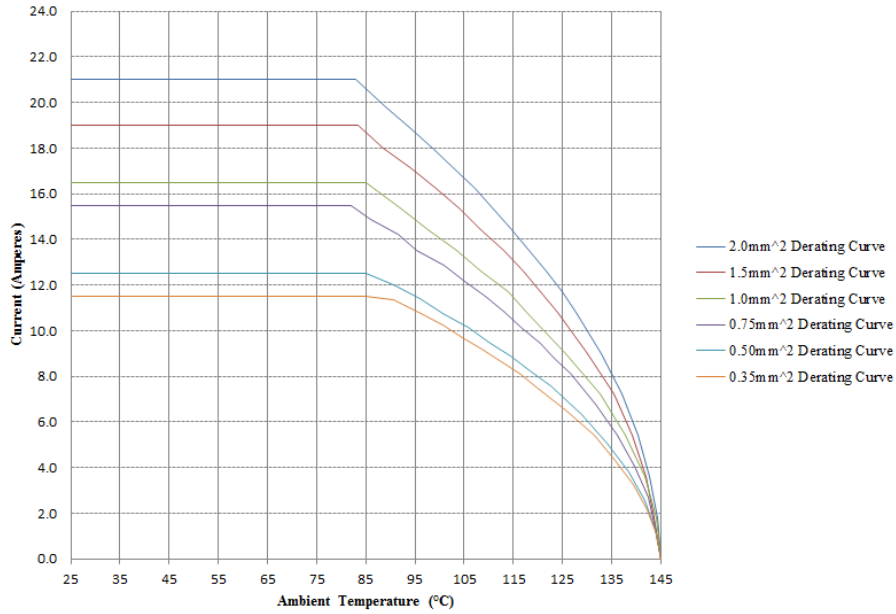
THIS DOCUMENT CONTAINS INFORMATION THAT IS PROPRIETARY TO MOLEX ELECTRONIC TECHNOLOGIES, LLC AND SHOULD NOT BE USED WITHOUT WRITTEN PERMISSION

REVISION DESCRIPTION		UPDATED OPERATING VOLTAGE & ADDED AU & AG DERATING CURVE		MX150 SINGLE WIRE SEAL PRODUCT SPECIFICATION			
CHANGE NO.		647596					
REVISED BY	BSKANTHARAJU	DATE	2020/09/08	DOC TYPE	DOC TYPE DESCRIPTION	DOC PART	SERIES
REV APPR BY	JCUATACERVAN	DATE	2021/01/08	PS	PRODUCT SPECIFICATION WORD	001	34083
INITIAL RELEASE				CUSTOMER		DOCUMENT NUMBER	
INITIAL DRWN	BJENNINGS01	DATE	2014/03/12	GENERAL MARKET		PS-34083-002	A1
INITIAL APPR	BMOSER	DATE	2014/05/12				
							4 OF 6

**5.1.3.2 ISO WIRES TERMINAL
USCAR DERATING CURVE**

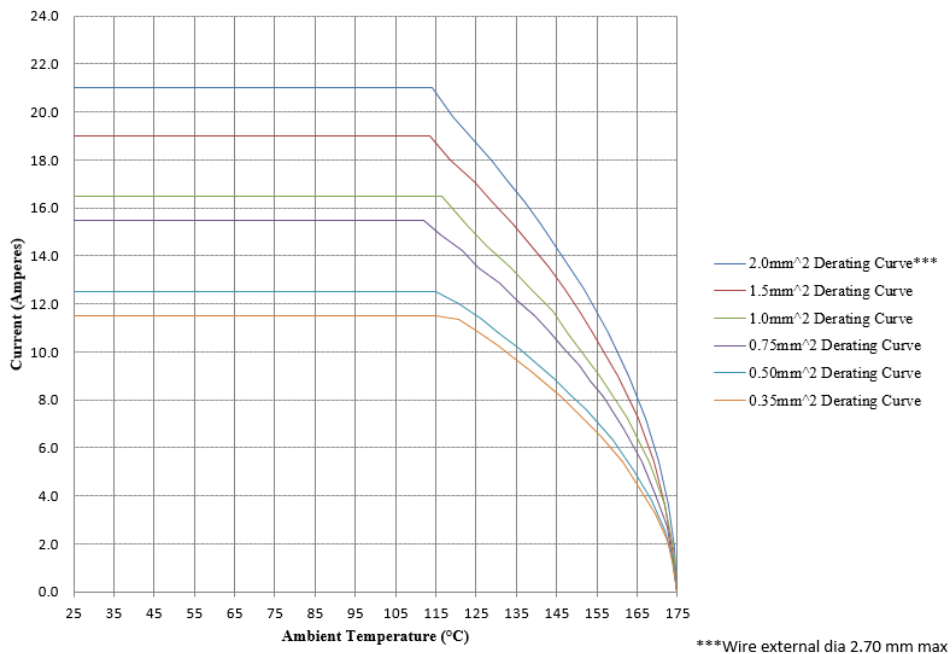
Sn Plated Terminals :

**Current Carrying Capacity Curve
MX150 Receptacle to Blade, 2.0mm² to 0.35mm²
USCAR-2 Rev. 5 Section 5.3.3.**



Au & Ag Plated Terminals :

**Current Carrying Capacity Curve
MX150 Receptacle to Blade, 2.0mm² to 0.35mm²
USCAR-2 Rev. 5 Section 5.3.3.**



THIS DOCUMENT CONTAINS INFORMATION THAT IS PROPRIETARY TO MOLEX ELECTRONIC TECHNOLOGIES, LLC AND SHOULD NOT BE USED WITHOUT WRITTEN PERMISSION

REVISION DESCRIPTION		UPDATED OPERATING VOLTAGE & ADDED AU & AG DERATING CURVE		MX150 SINGLE WIRE SEAL PRODUCT SPECIFICATION			
CHANGE NO.		647596					
REVISED BY	BSKANTHARAJU	DATE	2020/09/08	DOC TYPE	DOC TYPE DESCRIPTION	DOC PART	SERIES
REV APPR BY	JCUATACERVAN	DATE	2021/01/08	PS	PRODUCT SPECIFICATION WORD	001	34083
INITIAL RELEASE				CUSTOMER		DOCUMENT NUMBER	
INITIAL DRWN	BJENNINGS01	DATE	2014/03/12	GENERAL MARKET		PS-34083-002	
INITIAL APPR	BMOSE	DATE	2014/05/12				
						A1	5 OF 6

5.2 TEMPERATURE

Sn Plated Terminal

Non-operating temperature: - 40°C to +125°C

Operating temperature: - 40°C to +125°C

Au & Ag Sn Plated Terminals

Non-operating temperature: - 40°C to +155°C

Operating temperature: - 40°C to +155°C

****For terminal validation information contact your Molex Sales Engineer**

****For connector system level performance see related product specification**

6.0 PACKAGING

Parts are packaged to protect against damage during handling, transit and storage. Please refer to PK-31300-516 reel wind direction. Terminals on reels should be stored in original packaging until ready for use. Storage temperature is recommended between 65 and 95°F (18 and 35°C) and storage humidity at less than 85% relative humidity. Under these conditions Molex recommended shelf life is 12 months from manufacturing date on terminal reel.

7.0 GAGES AND FIXTURES

Gages and Fixtures are referenced in the appropriate control plans of the receptacle terminals. For terminal electrical checking, please refer to the related connector application specification.

8.0 OTHER INFORMATION / MISCELLANEOUS

MOLEX REPRESENTS AND WARRANTS TO BUYER FOR A PERIOD OF ONE (1) YEAR FROM THE DATE OF DELIVERY OF THE PRODUCTS THAT:

- 1) THE PRODUCTS SHALL CONFORM TO THE MOLEX SPECIFICATIONS FOR THE PRODUCTS IN FORCE AT THE DATE OF DELIVERY OF THE PRODUCTS TO BUYER, AND
- 2) THE PRODUCTS SHALL BE FREE FROM DEFECTS IN MATERIALS AND MANUFACTURING.

EXCEPT AS EXPRESSLY PROVIDED ABOVE, MOLEX MAKES NO WARRANTY, EXPRESS OR IMPLIED, REGARDING THE PRODUCTS. ALL IMPLIED WARRANTIES, INCLUDING, BUT NOT LIMITED TO, THE IMPLIED WARRANTIES OF FITNESS FOR A PARTICULAR PURPOSE, ARE HEREBY DISCLAIMED. IN ADDITION, MOLEX EXPRESSLY DISCLAIMS ANY WARRANTY OBLIGATIONS IN THOSE INSTANCES WHERE THE FAILURES RESULTED FROM THE MODIFICATION OF THE PRODUCTS BY BUYER OR ITS CUSTOMERS, IMPROPER HANDLING, USE OR INSTALLATION OF THE PRODUCTS BY BUYER OR ITS CUSTOMERS, OR ANY OTHER CAUSE BEYOND THE CONTROL OF MOLEX.

THIS DOCUMENT CONTAINS INFORMATION THAT IS PROPRIETARY TO MOLEX ELECTRONIC TECHNOLOGIES, LLC AND SHOULD NOT BE USED WITHOUT WRITTEN PERMISSION

REVISION DESCRIPTION	UPDATED OPERATING VOLTAGE & ADDED AU & AG DERATING CURVE			MX150 SINGLE WIRE SEAL PRODUCT SPECIFICATION			
CHANGE NO.	647596						
REVISED BY	BSKANTHARAJU	DATE	2020/09/08	DOC TYPE	DOC TYPE DESCRIPTION	DOC PART	SERIES
REV APPR BY	JCUATACERVAN	DATE	2021/01/08	PS	PRODUCT SPECIFICATION WORD	001	34083
INITIAL RELEASE				CUSTOMER	DOCUMENT NUMBER	REVISION	SHEET
INITIAL DRWN	BJENNINGS01	DATE	2014/03/12	GENERAL MARKET	PS-34083-002	A1	6 OF 6
INITIAL APPR	BMOSER	DATE	2014/05/12				