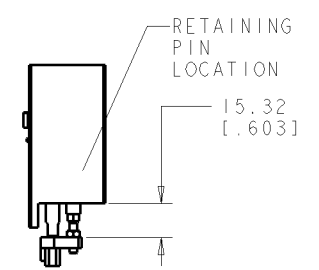
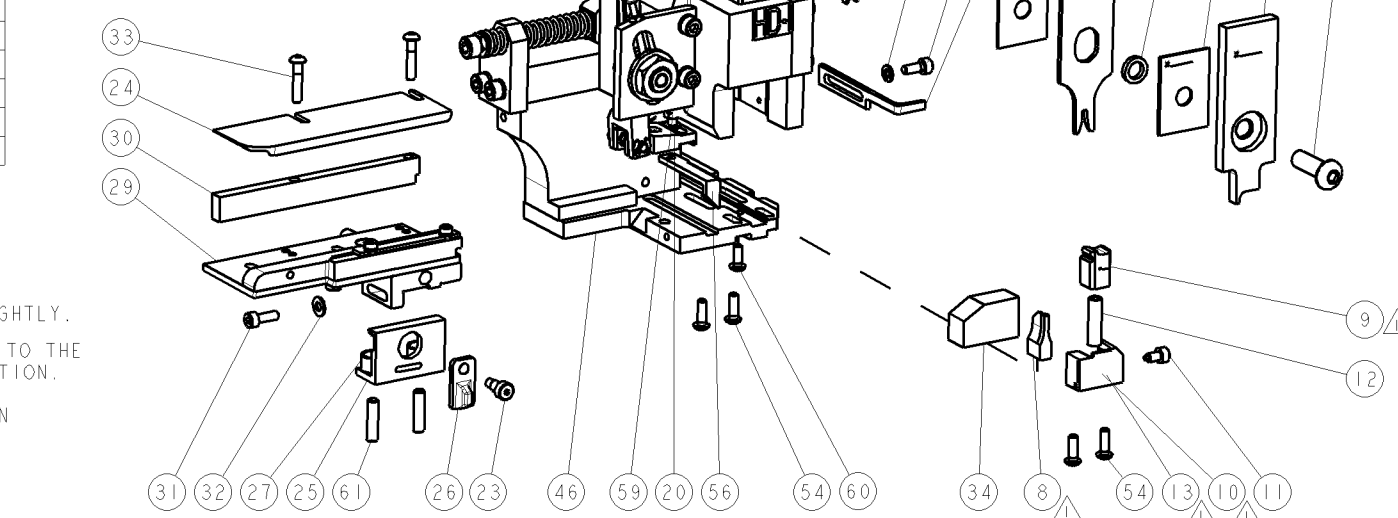
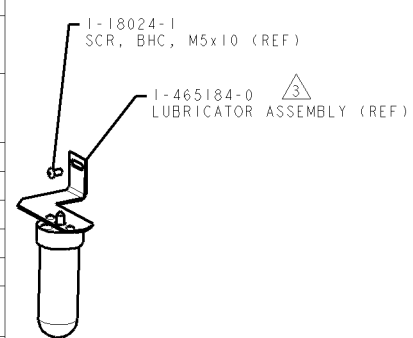
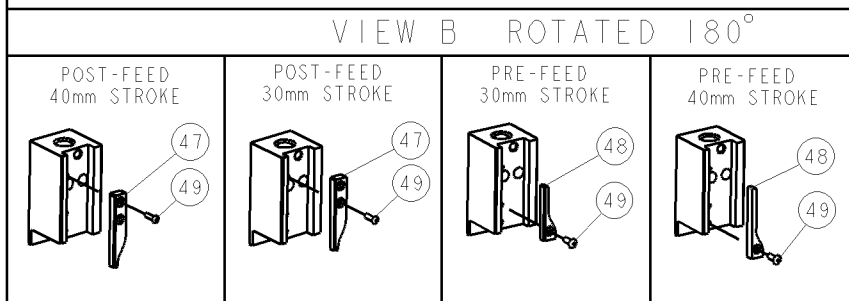


PART NUMBER	REV	TERMINATOR	FEED TYPE	DESCRIPTION
2114036-1	A	LEADMAKER	MECH POST FEED	CUTS CARRIER
2114036-2	A	BENCH	MECH PRE FEED	CUTS CARRIER
2114036-6	A	LEADMAKER	MECH POST FEED	CONTINUOUS CARRIER
7-2114036-1	A	LEADMAKER	MECH POST FEED	-1 AND SPARE PARTS
7-2114036-2	A	BENCH	MECH PRE FEED	-2 AND SPARE PARTS
7-2114036-6	A	LEADMAKER	MECH POST FEED	-6 AND SPARE PARTS
7-2114036-7	A	-	-	SPARE PARTS KIT

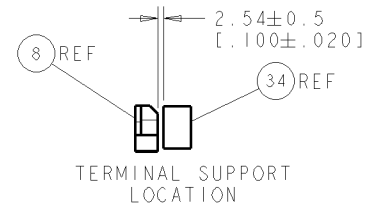
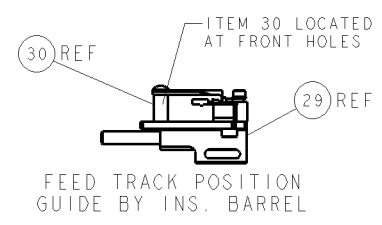
CRIMP DATA		SUMITOMO TERMINAL		TE CRIMP SPECS	
TERMINAL NAME: TERMINAL					
CRIMP	SIZE	TYPE	RANGE		
WIRE	1.40 [.055 IN]	F	0.30-0.50mm ²		
INSUL	2.54 [.100 IN]	F	1.40-2.10 [.055-.083 IN]		
WIRE STRIP LENGTH 2.00-3.00 [.078-.118 IN]		APPL INSTRUCTIONS 408-8322			
TERMINAL APPL SPEC		NONE	FEED		9.55 [.376 IN]
TERMINALS APPLIED					
TE PN	M.F.R.				
2082148-1	81000544				
WIRE SIZE	CRIMP HEIGHT	PIN PN & LENGTH [IN]			
0.50mm ²	.97 ± 0.05 [.038 ± .002 IN]	4-354779-8 [.3230]			
0.30mm ²	.85 ± 0.05 [.033 ± .002 IN]	5-354779-8 [.3280]			



- △ RECOMMENDED SPARE PARTS.
2. GREASE RAM, CAM, CAM FOLLOWER AND FEED ROD LIGHTLY.
- △ CERTAIN TERMINALS REQUIRE LUBRICATION. REFER TO THE APPLICATOR INSTRUCTION SHEET FOR MORE INFORMATION.
4. LUBRICATE DAILY PER THE APPLICATOR INSTRUCTION SHEET SUPPLIED WITH THE APPLICATOR.



HOLDDOWN SET-UP



SET UP GAGE 458637-3

REV	DATE	BY	CHKD	APP'D
A	RELEASED			

REV	DATE	BY	CHKD	APP'D	DESCRIPTION	ITEM NO	
-	1	1	1	1	993111-8	PIN, SLOTTED SPRING 3.0 X 12.0	177
-	2	2	2	2	3-22280-7	SPRING, COMPRESSION	176
-	1	1	1	1	1752353-1	GUIDE PIN, HOLDDOWN	175
-	1	1	1	1	1901680-1	GUIDE PIN, HOLDDOWN	174
-	1	1	1	1	455888-1	SPACER, CRIMPER	82
-	1	1	1	1	1338705-1	DOCUMENTATION PACKAGE	71
-	1	1	1	1	461264-1	PLATE, IDENTIFICATION	67
-	2	2	2	2	21017-2	SCREW, DRIVE	66
-	1	1	1	1	986950-1	WASHER, FLAT PRECISION	64
-	1	1	1	1	3-18031-0	SCR, SET, CUP POINT M6 X 6.0	63
-	1	1	1	1	18023-9	SCR, SKT HD CAP M4 X 6.0	62
-	2	2	2	2	2-18032-5	SCR, SET, FLT POINT M5 X 20.0	61
-	1	1	1	1	18024-7	SCR, BTN SKT HD CAP (M4 X 10.0)	60
-	1	1	1	1	5-18022-2	SCR, HEX HD CAP M4 X 8.0	59
-	1	1	1	1	1338685-1	PAWL, FEED	56
-	4	4	4	4	18024-8	SCR, BTN SKT HD CAP (M4 X 12.0)	54
-	1	1	1	1	1-18030-0	NUT, HEX, REG M3.5	52
-	1	1	1	1	1901681-1	HOLDDOWN, TERMINAL	51
-	1	1	1	1	1-1752354-7	STANDOFF, HOLD-DOWN	50
-	1	1	1	1	18024-3	SCR, BTN SKT HD CAP (M3 X 10.0)	49
-	1	1	1	1	1338675-1	CAM, UNIVERSAL PRE FEED	48
-	1	1	1	1	1338676-1	CAM, UNIVERSAL POST-FEED	47
-	1	1	1	1	1320999-3	APPLICATOR SUBASSEMBLY, HD1	46
-	1	1	1	1	690191-1	PLUG, NYLON	45
-	1	1	1	1	1633724-1	RAM, (SIDE FEED)	44
-	1	1	1	1	690125-1	SHIM SUB-ASSY	43
-	1	1	1	1	690124-1	WASHER, RAM (.115)	42
-	1	1	1	1	2-18024-6	SCR, BTN SKT HD CAP (M8 X 25.0)	41
-	1	1	1	1	23241-1	BALL, STEEL	40
-	1	1	1	1	2-22278-7	SPRING, COMPRESSION	39
-	1	1	1	1	1320922-3	DISC, ADJUST, INSULATION CRIMP	38
-	1	1	1	1	354777-1	WIRE DISC, ASSEMBLY	37
-	1	1	1	1	22480-5	SPRING, COMPRESSION	36
-	1	1	1	1	690212-1	POST, RAM	35
-	1	1	1	1	1752356-3	SUPPORT, TERMINAL	34
-	2	2	2	2	1-18024-0	SCR, BTN SKT HD CAP (M4 X 20.0)	33
-	1	1	1	1	18027-2	WASHER, FLAT, REG M4	32
-	1	1	1	1	1-18023-2	SCR, SKT HD CAP M4 X 12.0	31
-	1	1	1	1	1-1320908-5	SPACER, STRIP GUIDE	30
-	1	1	1	1	1633073-1	STRIP GUIDE ASSEMBLY	29
-	1	1	1	1	1-455888-0	SPACER, CRIMPER	28
-	2	2	2	2	1-22284-0	SPRING, COMPRESSION	27
-	1	1	1	1	356835-1	LEVER, DRAG RELEASE	26
-	1	1	1	1	240792-1	DRAG, TERMINAL	25
-	1	1	1	1	1320928-1	PLATE, STRIP GUIDE	24
-	1	1	1	1	980371-4	SCR, SKT HD SHLDR 5.0 DIA X 6.0	23
-	1	1	1	1	690472-2	STRIPPER	22
-	1	1	1	1	1-18023-1	SCR, SKT HD CAP M4 X 10.0	21
-	2	2	2	2	18025-2	WASHER, SPRG LOCK, REG M4	20
-	1	1	1	1	690472-1	STRIPPER	19
△	1	1	1	1	1338684-2	SHEAR HOLDER, FRONT	13
△	1	1	1	1	3-22280-3	SPRING, COMPRESSION	12
△	1	1	1	1	356885-5	STOP, SHEAR	11
△	1	1	1	1	1-1320921-0	SHEAR HOLDER, FRONT, CUT	10
△	1	1	1	1	462006-6	FLOATING SHEAR, FRONT	9
△	1	2	2	2	9-1633139-5	ANVIL, COMBINATION	8
-	-	-	-	-	-	-	7
-	-	-	-	-	-	-	6
-	1	1	1	1	2-455889-0	DEPRESSOR, SHEAR	5
-	1	1	1	1	1-238011-0	BLOCK, CRIMPER SPACER	4
△	1	2	2	2	4-456134-5	CRIMPER, INSULATION F PREMIUM	3
△	1	1	1	1	455888-7	SPACER, CRIMPER	2
△	1	2	2	2	9-1673600-5	CRIMPER, WIRE	1

RESTRICTED TO JINHUI

DIMENSIONS	TOLERANCES UNLESS OTHERWISE SPECIFIED:	DATE	BY	CHKD	APP'D	NAME	SCALE	SHEET	OF	REV
mm [IN]	0 PLC ± 1 PLC ± 2 PLC ± 3 PLC ± 4 PLC ±	03JUN2009	Y. YIN	S. ZOU	S. XI	Y. YIN	3:5	1	1	A
MATERIAL	FINISH	CUSTOMER DRAWING		DRAWING NO		00779		2114036		JHWS