




PN# 2305570-1

TERMINAL CUTTER

Designed to easily cut strip terminals into loose piece terminals

- Light weight, ergonomic design
- Simple operation, ease-of-use
- High strength cut-off anvil and shear
- Precision cut one terminal at-a-time reduces waste
- Manual feed with slide-on guiding mechanism
- Adjustable tool accommodates side-feed front-carrier terminal strips of varying sizes. Tool is not designed to cut end-feed, center-carrier or dual-carrier terminal strips




Flexible Design.

TE Terminal Cutter tool enables operators to easily cut side-feed, front-carrier terminal strips and reels. This gives customers ability to create loose piece terminals with precision. This avoids damaging products or creating sharp burrs that are commonly associated with using traditional wire snips or other cutting tools.

TE Terminal Cutter is purpose-built tool with single objective of making loose piece terminals from strips and reels. The key features are:

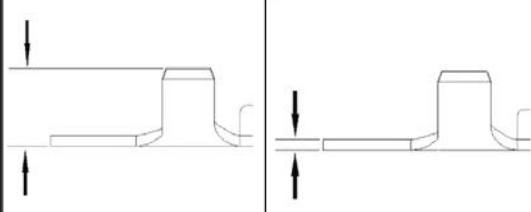
- Low introductory price
- Ergonomic design with enough handle force to manage larger terminal sizes
- Simple adjustment features to accommodate varying terminal heights, depths and carrier strip lengths

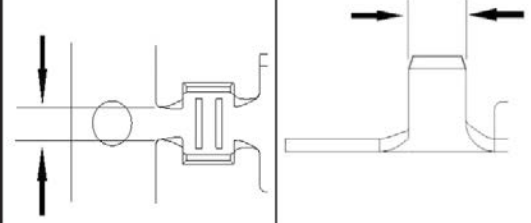
*** This is a cutting tool only. Crimping tools sold separately.**



Terminal Strip Dimensions


Please reference the charts below to determine which side-feed, front carrier TE terminals can be processed using the Terminal Cutter tool.

		
Barrel Height		Stock Thickness
(Min)	(Max)	(Max)
.050 [1.30]	.325 [8.30]	.024 [0.61]


	
Tab Width	Barrel Width
(Max)	(Max)
.130 [3.30]	.175 [4.45]

TERMINAL CUTTER

Accommodated Terminal Types



Side Feed, Front Carrier Strips



Center Feed Terminal Strips



End Feed Terminal Strips



Dual Feed Terminal Strips

ACCOMMODATES HUNDREDS OF TERMINALS WITH 3 SIMPLE ADJUSTMENTS



Adjust terminal stop screw to position tab with cutting shear



Adjust height with the black adjustable plate using vertical screws



Adjust depth with the side block using horizontal screws



Scan to Watch These Helpful Videos



This quick, informative video demonstrates how three easy adjustments can help operators accommodate 100's of different TE terminals.



This short video demonstrates how to find the right TE portable tool by searching the terminal part number on TE.com.

te.com

TE Connectivity, TE Connectivity (logo) and Every Connection Counts are trademarks. All other logos, products and/or company names referred to herein might be trademarks of their respective owners.

The information given herein, including drawings, illustrations and schematics which are intended for illustration purposes only, is believed to be reliable. However, TE Connectivity makes no warranties as to its accuracy or completeness and disclaims any liability in connection with its use. TE Connectivity's obligations shall only be as set forth in TE Connectivity's Standard Terms and Conditions of Sale for this product and in no case will TE Connectivity be liable for any incidental, indirect or consequential damages arising out of the sale, resale, use or misuse of the product. Users of TE Connectivity products should make their own evaluation to determine the suitability of each such product for the specific application.

© 2018 TE Connectivity Ltd. family of companies All Rights Reserved.

338143-1 06/18 Original

Contact us today to learn more

North America (US, Mexico and Canada)

- Wire processing equipment:
800-722-1111 or 717-810-3434
- Board processing equipment:
888-782-3349 or 610-893-9680
E-mail: fieldservicesnorthamerica@te.com
- Web: www.te.com/fieldservice

For locations outside North America visit tooling.te.com

www.te.com/fieldservice